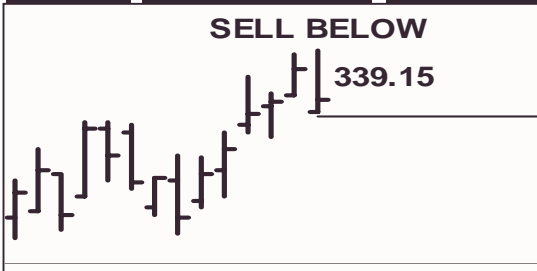
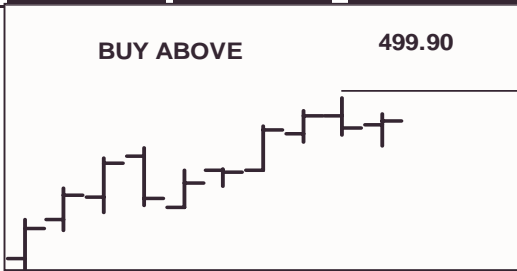





NIFTY INDEX FUTURES RECOMMENDATION				Day's Best	Futures	SATYAM	Day's Best	Cash	RELIANCE				
PREVAILING TREND	MODE	SINCE		SELL BELOW 			BUY ABOVE 						
	↓	Date	Level										
Last Quoted	Aug	4-Aug-04	1612.70										
TODAY'S LEVELS		Entry	Sep 1616.75										
		Exit	Aug 1610.20										
		Entry	Aug -										
		Exit	Aug 1628.45										
NSE TOP 10		STOCK-FUTURES RECOMMENDATION							4-Aug-04				
MODE	SINCE		SCRIP	RANKING BEST			LAST	BULLISH			BEARISH		
	DATE	LEVEL		Trade	Buy	Sell		Quoted	Contract	Entry	Exit	Contract	Entry
Up	7/30/2004	395.35	TISCO	1	0	6	401.80	26-Aug	-	395.95	26-Aug	343.95	403.45
Side	8/3/2004	422.95	TATA MOTORS	2	3	2	428.70	26-Aug	437.05	424.55	26-Aug	421.45	436.15
Up	7/30/2004	478.55	RELIANCE	3	0	5	494.50	26-Aug	-	460.90	26-Aug	458.20	496.80
Down	8/4/2004	438.15	SBIN	4	4	0	440.20	26-Aug	451.55	436.95	26-Aug	-	443.75
Down	8/4/2004	445.45	M&M	5	5	0	442.75	26-Aug	456.35	440.70	26-Aug	-	451.05
Side	8/4/2004	344.05	SATYAM	6	2	1	341.00	26-Aug	347.55	339.15	26-Aug	339.15	347.55
Up	7/30/2004	711.45	ONGC	7	0	3	731.55	26-Aug	-	722.05	26-Aug	717.90	734.75
Up	7/30/2004	1541.15	INFOSYS	8	0	4	1551.00	26-Aug	-	1519.55	26-Aug	1513.65	1599.05
Down	8/4/2004	419.35	MARUTI	9	6	0	413.40	26-Aug	429.55	409.50	26-Aug	-	424.45
Down	8/4/2004	2243.95	CNX IT	10	1	0	2242.10	26-Aug	2278.45	2232.45	26-Aug	-	2268.05
NSE TOP 10		STOCK-CASH RECOMMENDATION							4-Aug-04				
Up	7/13/2004	316.50	TISCO	1	0	6	398.90	-	-	379.60	-	340.95	401.45
Side	8/3/2004	420.95	TATA MOTORS	2	2	1	425.45	-	435.05	421.95	-	418.95	433.45
Side	8/4/2004	487.35	RELIANCE	3	1	5	492.40	-	499.90	483.50	-	457.50	494.55
Up	7/21/2004	33.80	SAIL	4	0	7	39.30	-	-	36.20	-	32.70	39.80
Down	8/3/2004	418.45	MARUTI	5	4	0	411.00	-	428.40	410.50	-	-	423.75
Down	8/4/2004	436.35	SBIN	6	3	0	436.70	-	449.05	434.55	-	-	441.05
Up	7/30/2004	719.85	ONGC	7	0	3	728.90	-	-	720.50	-	714.95	731.70
Up	7/27/2004	1470.00	INFOSYS	8	0	4	1545.50	-	-	1506.95	-	1503.55	1579.05
Up	7/29/2004	332.45	SATYAM	9	0	2	339.65	-	-	333.95	-	333.95	346.80
Down	8/4/2004	443.15	M&M	10	5	0	440.20	-	471.50	438.10	-	-	471.50
				PREVAILING TRADING SENTIMENT									
				○ Bullish	45%	○ Neutral	20%	● Bearish	35%				