






NIFTY INDEX FUTURES RECOMMENDATION					Day's Best	Futures	SBIN	Day's Best	Cash	SBIN			
PREVAILING TREND	MODE	SINCE											
	↑	Date	Level										
Last Quoted	Aug	5-Aug-04	1642.55										
TODAY'S LEVELS		Entry	Aug	-									
		Exit	Aug	1624.95									
		Entry	Aug	1624.10									
		Exit	Aug	1659.45									
NSE TOP 10		STOCK-FUTURES RECOMMENDATION							6-Aug-04				
MODE	SINCE		SCRIP	RANKING BEST			LAST	BULLISH			BEARISH		
	DATE	LEVEL		Trade	Buy	Sell	Quoted	Contract	Entry	Exit	Contract	Entry	Exit
Up	7/30/2004	395.35	TISCO	1	0	8	407.00	26-Aug	-	400.75	26-Aug	348.45	412.45
Down	8/6/2004	424.55	TATA MOTORS	2	5	0	427.45	26-Aug	441.85	423.95	26-Aug	-	441.05
Side	8/6/2004	496.95	RELIANCE	3	2	2	496.65	26-Aug	507.05	493.25	26-Aug	493.25	505.55
Up	8/5/2004	451.55	SBIN	4	0	1	443.50	26-Aug	-	441.95	26-Aug	441.85	459.55
Side	8/5/2004	443.15	M&M	5	3	3	445.95	26-Aug	456.05	442.45	26-Aug	442.45	456.05
Side	8/6/2004	340.45	SATYAM	6	1	6	345.50	26-Aug	352.40	339.95	26-Aug	339.95	351.05
Down	7/30/2004	722.05	ONGC	7	4	0	722.20	26-Aug	745.05	719.95	26-Aug	-	743.85
Up	-	-	WIPRO	8	0	7	568.00	26-Aug	-	535.95	26-Aug	529.35	572.05
Up	7/30/2004	1541.15	INFOSYS	9	0	5	1535.50	26-Aug	-	1519.55	26-Aug	1513.65	1562.55
Up	8/5/2004	2278.45	CNX IT	10	0	4	2272.00	26-Aug	-	2253.95	26-Aug	2239.95	2300.05
NSE TOP 10		STOCK-CASH RECOMMENDATION							6-Aug-04				
Up	7/13/2004	316.50	TISCO	1	0	8	404.80	-	-	399.35	-	345.05	410.05
Side	8/6/2004	495.10	RELIANCE	2	2	2	494.00	-	504.75	491.25	-	491.25	503.05
Down	8/6/2004	421.95	TATA MOTORS	3	5	0	424.25	-	439.05	421.75	-	-	438.45
Up	7/21/2004	33.80	SAIL	4	0	7	40.70	-	-	40.30	-	39.45	42.20
Side	8/6/2004	416.45	MARUTI	5	7	3	400.50	-	421.85	398.15	-	398.15	421.85
Side	8/6/2004	438.95	SBIN	6	6	1	439.80	-	456.90	438.20	-	438.20	456.90
Down	8/6/2004	720.50	ONGC	7	4	0	719.00	-	740.75	715.95	-	-	740.05
Up	7/27/2004	1470.00	INFOSYS	8	0	5	1526.50	-	-	1506.95	-	1503.55	1557.05
Side	8/6/2004	448.55	M&M	9	3	6	443.50	-	453.35	440.60	-	435.20	453.35
Side	8/6/2004	339.95	SATYAM	10	1	4	344.15	-	351.05	339.60	-	339.60	351.05
				PREVAILING TRADING SENTIMENT									
				○ Bullish	40%	○ Neutral	40%	● Bearish	20%				