




NIFTY INDEX FUTURES RECOMMENDATION				Day's Best	Futures	SATYAM	Day's Best	Cash	SATYAM				
PREVAILING TREND	MODE	SINCE		BUY ABOVE 349.45			BUY ABOVE 349.05						
	→	Date	Level										
Last Quoted	Aug	10-Aug-04	1647.75										
TODAY'S LEVELS		Entry	Aug	1653.70									
		Exit	Aug	1635.95									
		Entry	Aug	1615.95									
		Exit	Aug	1653.70									
NSE TOP 10		STOCK-FUTURES RECOMMENDATION								10-Aug-04			
MODE	SINCE		SCRIP	RANKING BEST			LAST	BULLISH			BEARISH		
	DATE	LEVEL		Trade	Buy	Sell		Quoted	Contract	Entry	Exit	Contract	Entry
Up	7/30/2004	395.35	TISCO	1	0	9	407.40	26-Aug	-	400.75	26-Aug	348.45	410.45
Side	8/10/2004	429.75	TATA MOTORS	2	5	4	433.55	26-Aug	439.25	425.35	26-Aug	418.25	439.25
Side	8/10/2004	498.20	RELIANCE	3	3	1	497.00	26-Aug	501.80	492.25	26-Aug	488.65	501.80
Up	8/10/2004	463.05	SBIN	4	0	8	459.00	26-Aug	-	456.70	26-Aug	437.95	466.05
Side	8/6/2004	340.45	SATYAM	5	1	2	347.20	26-Aug	349.45	343.95	26-Aug	340.95	349.45
Up	-	-	WIPRO	6	0	5	562.00	26-Aug	-	554.45	26-Aug	540.95	567.85
Down	7/30/2004	722.05	ONGC	7	6	0	712.70	26-Aug	726.25	711.20	26-Aug	-	722.05
Up	8/10/2004	456.05	M&M	8	0	6	459.75	26-Aug	-	449.65	26-Aug	441.65	464.45
Side	8/10/2004	409.80	MARUTI	9	4	7	413.95	26-Aug	418.25	407.85	26-Aug	395.65	418.25
Side	8/10/2004	2289.05	CNX IT	10	2	3	2286.00	26-Aug	2298.55	2268.95	26-Aug	2230.95	2298.55
NSE TOP 10		STOCK-CASH RECOMMENDATION								10-Aug-04			
Up	7/13/2004	316.50	TISCO	1	0	8	405.30	-	-	399.25	-	345.05	408.30
Side	8/10/2004	495.25	RELIANCE	2	2	1	495.00	-	499.50	489.95	-	486.10	499.45
Side	8/9/2004	40.30	SAIL	3	6	3	40.90	-	41.60	39.90	-	39.75	41.60
Side	8/10/2004	427.45	TATA MOTORS	4	5	4	431.70	-	437.30	423.20	-	416.15	437.30
Up	8/9/2004	456.90	SBIN	5	0	7	456.65	-	-	454.55	-	434.95	464.05
Side	8/10/2004	405.50	MARUTI	6	3	5	411.65	-	416.45	405.45	-	394.20	416.45
Down	8/6/2004	720.50	ONGC	7	7	0	708.50	-	722.05	707.95	-	-	718.05
Down	8/9/2004	1503.55	INFOSYS	8	4	0	1523.25	-	1541.75	1516.95	-	-	1541.05
Side	8/10/2004	345.05	SATYAM	9	1	2	346.55	-	349.05	342.70	-	339.45	349.05
Up	8/10/2004	447.50	M&M	10	0	6	458.50	-	-	446.95	-	438.20	462.55
				PREVAILING TRADING SENTIMENT									
				○ Bullish	35%	○ Neutral	50%	● Bearish	15%				