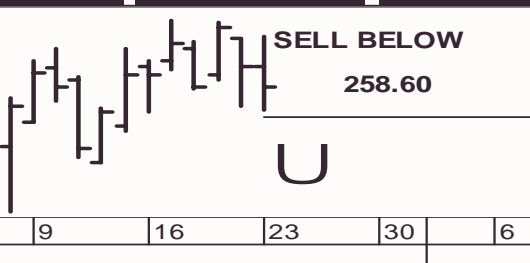
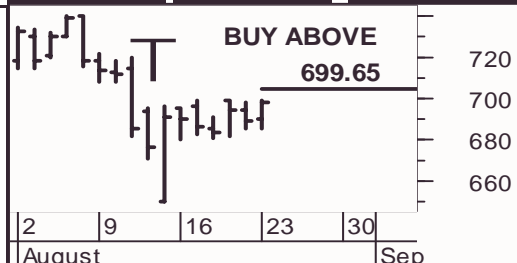





NIFTY INDEX FUTURES RECOMMENDATION					Day's Best	Futures	ACC	Day's Best	Cash	ONGC			
PREVAILING TREND	MODE	SINCE											
	↓	Date	Level										
Last Quoted	Aug	23-Aug-04	1578.95										
TODAY'S LEVELS		Entry	Aug	1603.05									
		Exit	Aug	1573.40									
		Entry	Aug	-									
		Exit	Aug	1595.05									
NSE TOP 10					STOCK-FUTURES RECOMMENDATION					23-Aug-04			
MODE	SINCE		SCRIP	RANKING BEST			LAST	BULLISH			BEARISH		
	DATE	LEVEL		Trade	Buy	Sell		Quoted	Contract	Entry	Exit	Contract	Entry
Down	8/20/2004	261.25	TISCO	1	6	0	245.70	26-Aug	269.25	243.70	26-Aug	-	257.65
Down	8/20/2004	385.20	TATA MOTORS	2	5	0	374.00	26-Aug	407.05	371.95	26-Aug	-	387.05
Down	8/18/2004	452.25	RELIANCE	3	3	0	452.25	26-Aug	476.05	449.05	26-Aug	-	469.10
Down	8/23/2004	425.95	SBIN	4	2	0	419.00	26-Aug	439.05	414.95	26-Aug	-	427.05
Up	8/23/2004	340.55	SATYAM	5	0	2	338.40	26-Aug	-	335.45	26-Aug	334.15	343.35
Side	8/23/2004	266.30	ACC	6	1	1	260.95	26-Aug	266.40	258.60	26-Aug	258.60	266.40
Up	-	-	INFOSYS	7	0	5	1564.00	26-Aug	-	1550.10	26-Aug	1526.95	1580.75
Down	8/18/2004	381.45	MARUTI	8	4	0	364.50	26-Aug	395.45	358.60	26-Aug	-	378.80
Up	8/23/2004	701.80	ONGC	9	0	4	700.50	26-Aug	-	689.65	26-Aug	685.95	702.05
Up	8/19/2004	2262.05	CNX IT	10	0	3	2310.00	26-Aug	-	2279.90	26-Aug	2270.95	2335.05
NSE TOP 10					STOCK-CASH RECOMMENDATION					23-Aug-04			
Down	8/20/2004	260.50	TISCO	1	7	0	245.25	-	268.70	243.60	-	-	260.10
Down	8/18/2004	471.30	RELIANCE	2	4	0	451.95	-	476.15	448.45	-	-	465.75
Down	8/20/2004	384.10	TATA MOTORS	3	5	0	373.40	-	395.05	370.70	-	-	387.05
Down	8/23/2004	39.80	SAIL	4	8	0	37.60	-	41.70	37.15	-	-	39.85
Down	8/18/2004	436.55	SBIN	5	2	0	418.00	-	434.05	415.05	-	-	431.50
Down	8/18/2004	380.55	MARUTI	6	6	0	362.65	-	395.05	357.95	-	-	379.45
Side	8/23/2004	685.45	ONGC	7	1	2	698.55	-	699.65	685.20	-	685.20	699.65
Up	8/19/2004	1505.05	INFOSYS	8	0	3	1560.00	-	-	1551.10	-	1524.95	1581.05
Up	8/23/2004	340.05	SATYAM	9	0	1	337.70	-	-	335.20	-	333.20	343.05
Down	8/20/2004	415.30	M&M	10	3	0	413.50	-	430.35	405.55	-	-	422.55
				PREVAILING TRADING SENTIMENT									
				○ Bullish	30%	○ Neutral	10%	● Bearish	60%				