

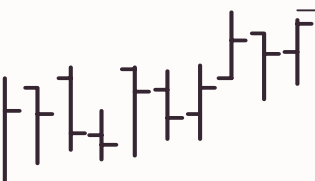





| NIFTY INDEX FUTURES RECOMMENDATION | | | | Day's Best | Futures | ONGC | Day's Best | Cash | ONGC | | | | |
|---|---|-----------|-------------|--|---------|-----------|---|-----------|---------|-----------|----------|---------|---------|
| PREVAILING TREND | MODE | SINCE | | BUY ABOVE 702.55 | | | BUY ABOVE 708.70 | | | | | | |
| |  | Date | Level | | | | | | | | | | |
| Last Quoted | Aug | 26-Aug-04 | 1610.75 |  | | |  | | | | | | |
| TODAY'S LEVELS |  | Entry | Oct 1603.15 | | | | | | | | | | |
| |  | Exit | Sep 1610.05 | | | | | | | | | | |
| | | Entry | Sep 1595.95 | | | | | | | | | | |
| | | Exit | Sep 1580.05 | | | | | | | | | | |
| NSE TOP 10 | | | | STOCK-FUTURES RECOMMENDATION | | | | | | 26-Aug-04 | | | |
| MODE | SINCE | | SCRIP | RANKING BEST | | | LAST | BULLISH | | | BEARISH | | |
| | DATE | LEVEL | | Trade | Buy | Sell | | Contract | Entry | Exit | Contract | Entry | Exit |
| Side | 8/26/2004 | 245.45 | TISCO | 1 | 5 | 1 | 247.30 | 30-Sep | 253.05 | 246.10 | 30-Sep | 246.10 | 253.05 |
| Up | 8/26/2004 | 388.05 | TATA MOTORS | 2 | 0 | 6 | 386.00 | 30-Sep | - | 384.95 | 30-Sep | 380.45 | 391.70 |
| Side | 8/26/2004 | 469.10 | RELIANCE | 3 | 4 | 9 | 465.00 | 30-Sep | 470.55 | 463.45 | 30-Sep | 453.95 | 470.05 |
| Side | 8/26/2004 | 435.80 | SBIN | 4 | 2 | 10 | 439.25 | 30-Sep | 441.35 | 436.70 | 30-Sep | 423.95 | 441.35 |
| Side | 8/26/2004 | 361.70 | MARUTI | 5 | 7 | 7 | 366.35 | 30-Sep | 395.35 | 360.95 | 30-Sep | 359.55 | 377.65 |
| Up | 8/26/2004 | 343.15 | SATYAM | 6 | 0 | 4 | 341.70 | 30-Sep | - | 339.20 | 30-Sep | 338.50 | 344.05 |
| Up | 8/26/2004 | 266.85 | ACC | 7 | 0 | 2 | 265.70 | 30-Sep | - | 263.95 | 30-Sep | 263.95 | 268.40 |
| Side | 8/25/2004 | 699.95 | ONGC | 8 | 1 | 8 | 701.80 | 30-Sep | 702.55 | 691.25 | 30-Sep | 686.05 | 702.55 |
| Side | - | - | M&M | 9 | 6 | 3 | 422.50 | 30-Sep | 437.05 | 419.15 | 30-Sep | 419.15 | 431.05 |
| Side | 8/26/2004 | 2316.80 | CNX IT | 10 | 3 | 5 | 2318.00 | 30-Sep | 2340.05 | 2301.95 | 30-Sep | 2291.50 | 2320.05 |
| NSE TOP 10 | | | | STOCK-CASH RECOMMENDATION | | | | | | 26-Aug-04 | | | |
| Down | 8/20/2004 | 260.50 | TISCO | 1 | 4 | 0 | 245.55 | - | 252.05 | 243.95 | - | - | 250.20 |
| Up | 8/26/2004 | 459.05 | RELIANCE | 2 | 0 | 4 | 461.20 | - | - | 459.25 | - | 450.40 | 466.40 |
| Up | 8/26/2004 | 386.05 | TATA MOTORS | 3 | 0 | 2 | 383.00 | - | - | 381.50 | - | 377.15 | 388.55 |
| Down | 8/23/2004 | 39.80 | SAIL | 4 | 5 | 0 | 38.00 | - | 39.05 | 37.65 | - | - | 38.45 |
| Down | 8/18/2004 | 380.55 | MARUTI | 5 | 7 | 0 | 363.50 | - | 394.10 | 358.15 | - | - | 375.55 |
| Side | 8/25/2004 | 696.95 | ONGC | 6 | 1 | 3 | 707.65 | - | 708.70 | 695.95 | - | 693.20 | 708.70 |
| Up | 8/25/2004 | 431.50 | SBIN | 7 | 0 | 5 | 435.40 | - | - | 432.10 | - | 420.45 | 437.35 |
| Down | 8/25/2004 | 1547.20 | INFOSYS | 8 | 2 | 0 | 1548.00 | - | 1564.45 | 1532.35 | - | - | 1558.05 |
| Side | 8/25/2004 | 336.95 | SATYAM | 9 | 6 | 1 | 339.60 | - | 350.05 | 337.95 | - | 336.10 | 342.70 |
| Down | 8/26/2004 | 562.50 | WIPRO | 10 | 3 | 0 | 574.00 | - | 585.05 | 559.95 | - | - | 576.75 |
|  | | | | PREVAILING TRADING SENTIMENT | | | | | | | | | |
| | | | | ○ Bullish | 30% | ○ Neutral | 45% | ● Bearish | 25% | | | | |