
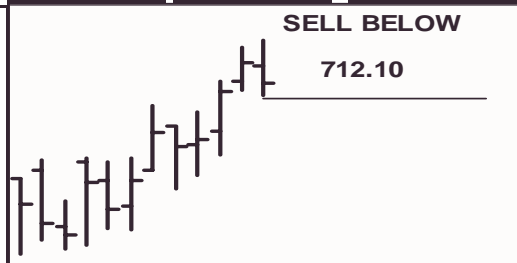



NIFTY INDEX FUTURES RECOMMENDATION					Day's Best	Futures	TISCO	Day's Best	Cash	ONGC			
PREVAILING TREND	MODE	SINCE											
	↑	Date	Level										
Last Quoted	Aug	30-Aug-04	1612.60										
TODAY'S LEVELS		Entry	Sep	-									
		Exit	Sep	1609.95									
		Entry	Sep	1606.95									
		Exit	Sep	1629.80									
NSE TOP 10		STOCK-FUTURES RECOMMENDATION								31-Aug-04			
MODE	SINCE		SCRIP	RANKING BEST			LAST	BULLISH			BEARISH		
	DATE	LEVEL		Trade	Buy	Sell		Quoted	Contract	Entry	Exit	Contract	Entry
Side	8/31/2004	247.20	TISCO	1	1	9	253.45	30-Sep	254.25	246.45	30-Sep	246.45	254.25
Up	8/30/2004	391.70	TATA MOTORS	2	0	6	391.60	30-Sep	-	386.15	30-Sep	383.20	394.05
Up	8/30/2004	470.55	RELIANCE	3	0	8	477.00	30-Sep	-	468.55	30-Sep	464.10	479.05
Side	8/30/2004	368.40	MARUTI	4	6	10	381.45	30-Sep	394.60	370.70	30-Sep	367.95	384.45
Side	8/31/2004	443.45	SBIN	5	4	5	446.70	30-Sep	449.65	439.75	30-Sep	439.75	448.60
Up	8/30/2004	268.40	ACC	6	0	7	270.60	30-Sep	-	268.45	30-Sep	264.15	272.30
Side	8/31/2004	705.95	ONGC	7	5	1	708.00	30-Sep	714.55	704.15	30-Sep	704.15	713.90
Side	8/31/2004	342.55	SATYAM	8	3	2	341.15	30-Sep	342.85	338.45	30-Sep	338.45	342.85
Up	-	-	WIPRO	9	0	4	578.25	30-Sep	-	572.95	30-Sep	570.30	584.75
Side	8/31/2004	2319.95	CNX IT	10	2	3	2339.00	30-Sep	2349.05	2314.95	30-Sep	2314.95	2349.05
NSE TOP 10		STOCK-CASH RECOMMENDATION								31-Aug-04			
Up	8/30/2004	250.20	TISCO	1	0	6	251.70	-	-	245.15	-	244.95	252.70
Up	8/30/2004	388.55	TATA MOTORS	2	0	5	389.45	-	-	384.15	-	382.95	392.05
Up	8/30/2004	466.40	RELIANCE	3	0	7	475.00	-	-	467.95	-	460.95	476.90
Up	8/30/2004	38.45	SAIL	4	0	9	40.00	-	-	37.95	-	37.75	40.90
Side	8/30/2004	374.70	MARUTI	5	4	8	380.95	-	393.30	375.15	-	365.25	385.05
Side	8/31/2004	713.10	ONGC	6	3	1	714.50	-	723.05	712.10	-	712.10	723.05
Side	8/31/2004	437.95	SBIN	7	1	4	444.25	-	447.05	437.15	-	437.15	446.05
Up	8/27/2004	1564.45	INFOSYS	8	0	2	1572.85	-	-	1563.10	-	1555.95	1590.05
Down	8/30/2004	337.95	SATYAM	9	2	0	340.00	-	343.05	336.95	-	-	341.30
Up	8/30/2004	576.75	WIPRO	10	0	3	577.00	-	-	571.95	-	567.95	584.05
				PREVAILING TRADING SENTIMENT									
				○ Bullish	50%	○ Neutral	45%	● Bearish	5%				