
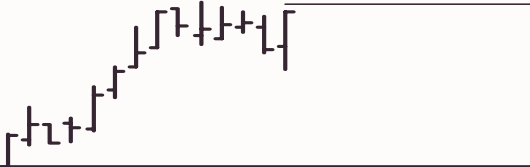






NIFTY INDEX FUTURES RECOMMENDATION				Day's Best	Futures	TISCO	Day's Best	Cash	TISCO				
PREVAILING TREND	MODE	SINCE		BUY ABOVE 293.45			BUY ABOVE 291.05						
		Date	Level										
Last Quoted	Oct	1731.40	Nov 1726.50										
TODAY'S LEVELS		Entry	Oct 1732.05										
		Exit	Oct 1690.95										
		Entry	Oct 1690.95										
		Exit	Oct 1731.05										
NSE TOP 10		STOCK-FUTURES RECOMMENDATION							29-Sep-04				
MODE	SINCE		SCRIP	RANKING BEST			LAST	BULLISH			BEARISH		
	DATE	LEVEL		Trade	Buy	Sell	Quoted	Contract	Entry	Exit	Contract	Entry	Exit
Side	9/28/2004	286.70	TISCO	1	1	4	293.25	28-Oct	293.45	280.15	28-Oct	269.10	293.45
Down	9/28/2004	363.95	MARUTI	2	6	0	356.15	28-Oct	370.60	355.50	30-Sep	-	359.75
Down	9/28/2004	406.10	TATA MOTORS	3	7	0	396.20	28-Oct	412.55	390.55	30-Sep	-	404.50
Down	9/23/2004	380.75	SATYAM	4	2	0	373.90	28-Oct	377.45	367.80	30-Sep	-	374.70
Up	9/29/2004	501.75	RELIANCE	5	0	3	517.00	28-Oct	-	493.75	30-Sep	495.95	510.05
Down	9/27/2004	475.20	SBIN	6	4	0	473.55	28-Oct	481.05	466.90	30-Sep	-	474.55
Down	9/23/2004	1655.50	INFOSYS	7	3	0	1640.00	28-Oct	1658.05	1620.95	30-Sep	-	1648.50
Down	9/28/2004	1082.70	RANBAXY	8	5	0	1077.00	28-Oct	1100.80	1065.20	30-Sep	-	1090.05
Up	-	-	ONGC	9	0	1	747.25	28-Oct	-	738.20	30-Sep	735.10	757.55
Up	9/29/2004	2440.05	CNX IT	10	0	2	2442.00	28-Oct	-	2405.50	30-Sep	2407.45	2461.05
NSE TOP 10		STOCK-CASH RECOMMENDATION							29-Sep-04				
Down	8/28/2004	363.45	MARUTI	1	5	0	356.30	-	368.45	352.60	-	-	359.20
Up	9/20/2004	43.65	SAIL	2	0	6	46.20	-	-	43.90	-	42.95	46.65
Down	9/29/2004	280.25	TISCO	3	1	0	289.95	-	291.05	277.80	-	-	291.05
Up	9/29/2004	374.55	SATYAM	4	0	3	373.75	-	-	365.30	-	364.60	374.60
Up	9/29/2004	501.80	RELIANCE	5	0	4	514.30	-	-	493.75	-	493.75	516.55
Down	8/28/2004	405.80	TATA MOTORS	6	4	0	395.35	-	407.05	387.80	-	-	403.80
Up	9/29/2004	1644.85	INFOSYS	7	0	2	1639.90	-	-	1610.20	-	1600.95	1646.05
Down	8/27/2004	474.20	SBIN	8	2	0	473.10	-	476.75	462.55	-	-	474.05
Side	-	-	ZEE TELE	9	3	1	150.05	-	154.05	149.15	-	148.25	152.05
Up	8/29/2004	743.85	ONGC	10	0	5	747.80	-	-	738.10	-	716.45	753.05
				PREVAILING TRADING SENTIMENT									
				○ Bullish 40%	○ Neutral 10%	● Bearish 50%							