




NIFTY INDEX FUTURES RECOMMENDATION				Day's Best	Futures	SATYAM	Day's Best	Cash	SATYAM				
PREVAILING TREND	MODE	SINCE		SELL BELOW 389.15			SELL BELOW 386.55						
	↓	Date	Level										
Last Quoted	Oct	1784.90	Nov 1784.00										
TODAY'S LEVELS		Entry	Oct 1827.05										
		Exit	Oct 1782.15										
		Entry	Oct -										
		Exit	Oct 1818.05										
NSE TOP 10		STOCK-FUTURES RECOMMENDATION							12-Oct-04				
MODE	SINCE		SCRIP	RANKING BEST			LAST	BULLISH			BEARISH		
	DATE	LEVEL		Trade	Buy	Sell		Contract	Entry	Exit	Contract	Entry	Exit
Down	10/11/2004	301.65	TISCO	1	7	0	294.00	28-Oct	307.60	293.40	28-Oct	-	304.80
Side	10/12/2004	538.95	RELIANCE	2	6	3	537.10	28-Oct	559.75	536.50	28-Oct	529.20	552.05
Down	10/12/2004	415.50	TATA MOTORS	3	9	0	406.65	28-Oct	429.30	405.95	28-Oct	-	421.05
Down	10/12/2004	360.95	MARUTI	4	5	0	359.50	28-Oct	371.85	356.65	28-Oct	-	366.55
Up	10/12/2004	397.05	SATYAM	5	0	1	389.50	28-Oct	-	389.15	28-Oct	389.15	400.05
Down	10/11/2004	486.45	SBIN	6	8	0	471.00	28-Oct	495.25	470.85	28-Oct	-	487.80
Side	10/12/2004	803.95	ONGC	7	4	4	794.70	28-Oct	819.85	791.75	28-Oct	774.95	815.05
Up	10/12/2004	1750.00	INFOSYS	8	2	0	1708.25	28-Oct	1750.05	1706.95	28-Oct	-	1750.05
Down	10/11/2004	1080.95	RANBAXY	9	1	0	1077.00	28-Oct	1096.90	1066.15	28-Oct	-	1084.80
Side	10/12/2004	2574.95	CNX IT	10	3	2	2575.50	28-Oct	2645.05	2573.20	28-Oct	2573.20	2645.05
NSE TOP 10		STOCK-CASH RECOMMENDATION							12-Oct-04				
Down	10/7/2004	367.15	MARUTI	1	2	0	356.05	-	369.30	355.20	-	-	364.05
Side	10/12/2004	49.75	SAIL	2	8	2	48.65	-	51.60	48.45	-	48.45	51.05
Down	10/11/2004	299.25	TISCO	3	4	0	292.50	-	305.35	291.95	-	-	303.05
Side	10/12/2004	538.30	RELIANCE	4	5	3	534.00	-	558.30	532.95	-	527.95	552.05
Down	10/12/2004	413.95	TATA MOTORS	5	7	0	405.75	-	429.20	404.95	-	-	417.10
Up	10/12/2004	1732.00	INFOSYS	6	0	4	1706.00	-	-	1701.95	-	1680.30	1739.05
Up	10/12/2004	395.30	SATYAM	7	0	1	387.00	-	-	386.55	-	386.55	399.85
Down	10/12/2004	797.95	ONGC	8	1	0	791.50	-	815.05	789.10	-	-	812.05
Down	10/11/2004	482.95	SBIN	9	6	0	467.55	-	491.15	467.10	-	-	485.85
Down	10/12/2004	155.55	ZEE TELE	10	3	0	154.00	-	160.55	153.95	-	-	158.05
				PREVAILING TRADING SENTIMENT									
				○ Bullish	20%	○ Neutral	25%	● Bearish	55%				