




| NIFTY INDEX FUTURES RECOMMENDATION  |   |                              |             | Day's Best                   | Futures | SATYAM    | Day's Best          | Cash      | ZEE TELE  |         |          |         |         |
|---|---|------------------------------|-------------|------------------------------|---------|-----------|---------------------|-----------|-----------|---------|----------|---------|---------|
| PREVAILING TREND  | MODE  | SINCE                        |             | BUY ABOVE<br>408.05          |         |           | BUY ABOVE<br>158.55 |           |           |         |          |         |         |
|   | ↓   | Date                         | Level       |                              |         |           |                     |           |           |         |          |         |         |
| Last Quoted   | Oct   | 1798.10                      | Nov 1795.00 |                              |         |           |                     |           |           |         |          |         |         |
| TODAY'S LEVELS  |  | Entry                        | Oct 1818.05 |                              |         |           |                     |           |           |         |          |         |         |
|   |   | Exit                         | Oct 1770.60 |                              |         |           |                     |           |           |         |          |         |         |
|   |  | Entry                        | Oct -       |                              |         |           |                     |           |           |         |          |         |         |
|   |   | Exit                         | Oct 1809.05 |                              |         |           |                     |           |           |         |          |         |         |
| NSE TOP 10  |   | STOCK-FUTURES RECOMMENDATION |             |                              |         |           |                     |           | 14-Oct-04 |         |          |         |         |
| MODE  | SINCE   |                              | SCRIP       | RANKING BEST                 |         |           | LAST                | BULLISH   |           |         | BEARISH  |         |         |
|   | DATE  | LEVEL                        |             | Trade                        | Buy     | Sell      |                     | Contract  | Entry     | Exit    | Contract | Entry   | Exit    |
| Down  | 10/11/2004  | 301.65                       | TISCO       | 1                            | 7       | 0         | 287.05              | 28-Oct    | 304.80    | 281.95  | 28-Oct   | -       | 292.05  |
| Side  | 10/12/2004  | 538.95                       | RELIANCE    | 2                            | 3       | 4         | 546.00              | 28-Oct    | 552.05    | 535.25  | 28-Oct   | 529.20  | 549.05  |
| Down  | 10/12/2004  | 415.50                       | TATA MOTORS | 3                            | 5       | 0         | 408.25              | 28-Oct    | 421.05    | 400.25  | 28-Oct   | -       | 414.85  |
| Up  | 10/14/2004  | 377.95                       | MARUTI      | 4                            | 0       | 1         | 362.00              | 28-Oct    | -         | 356.95  | 28-Oct   | 356.65  | 378.05  |
| Down  | 10/11/2004  | 486.45                       | SBIN        | 5                            | 6       | 0         | 470.00              | 28-Oct    | 487.80    | 468.15  | 28-Oct   | -       | 477.15  |
| Side  | 10/14/2004  | 400.05                       | SATYAM      | 6                            | 1       | 5         | 407.65              | 28-Oct    | 408.05    | 387.95  | 28-Oct   | 387.95  | 408.05  |
| Up  | 10/14/2004  | 1750.00                      | INFOSYS     | 7                            | 0       | 7         | 1810.90             | 28-Oct    | -         | 1715.95 | 28-Oct   | 1706.95 | 1812.05 |
| Side  | 10/12/2004  | 803.95                       | ONGC        | 8                            | 4       | 3         | 799.00              | 28-Oct    | 815.05    | 781.95  | 28-Oct   | 781.95  | 805.05  |
| Side  | 10/14/2004  | 1084.80                      | RANBAXY     | 9                            | 2       | 2         | 1085.20             | 28-Oct    | 1095.05   | 1069.95 | 28-Oct   | 1066.15 | 1095.05 |
| Up  | 10/14/2004  | 2645.05                      | CNX IT      | 10                           | 0       | 6         | 2704.00             | 28-Oct    | -         | 2592.20 | 28-Oct   | 2573.20 | 2705.05 |
| NSE TOP 10  |   | STOCK-CASH RECOMMENDATION    |             |                              |         |           |                     |           | 14-Oct-04 |         |          |         |         |
| Down  | 10/14/2004  | 48.00                        | SAIL        | 1                            | 9       | 0         | 47.45               | -         | 51.05     | 45.65   | -        | -       | 48.40   |
| Down  | 10/7/2004   | 367.15                       | MARUTI      | 2                            | 3       | 0         | 360.90              | -         | 364.05    | 354.95  | -        | -       | 363.55  |
| Down  | 10/11/2004  | 299.25                       | TISCO       | 3                            | 8       | 0         | 284.75              | -         | 303.05    | 280.70  | -        | -       | 290.45  |
| Side  | 10/12/2004  | 538.30                       | RELIANCE    | 4                            | 4       | 1         | 543.35              | -         | 552.05    | 533.65  | -        | 527.95  | 546.05  |
| Down  | 10/12/2004  | 413.95                       | TATA MOTORS | 5                            | 6       | 0         | 407.00              | -         | 420.02    | 398.30  | -        | -       | 413.75  |
| Up  | 10/12/2004  | 1732.00                      | INFOSYS     | 6                            | 0       | 4         | 1824.50             | -         | -         | 1711.10 | -        | 1701.95 | 1825.05 |
| Side  | 10/14/2004  | 399.85                       | SATYAM      | 7                            | 2       | 3         | 406.00              | -         | 407.05    | 385.95  | -        | 385.95  | 407.05  |
| Down  | 10/12/2004  | 797.95                       | ONGC        | 8                            | 5       | 0         | 793.00              | -         | 812.05    | 780.30  | -        | -       | 800.85  |
| Down  | 10/11/2004  | 482.95                       | SBIN        | 9                            | 7       | 0         | 466.55              | -         | 485.85    | 464.30  | -        | -       | 473.55  |
| Side  | 10/14/2004  | 158.05                       | ZEE TELE    | 10                           | 1       | 2         | 158.25              | -         | 158.55    | 152.35  | -        | 152.35  | 158.55  |
|  |   |                              |             | PREVAILING TRADING SENTIMENT |         |           |                     |           |           |         |          |         |         |
|   |   |                              |             | ○ Bullish                    | 20%     | ○ Neutral | 35%                 | ● Bearish | 45%       |         |          |         |         |