
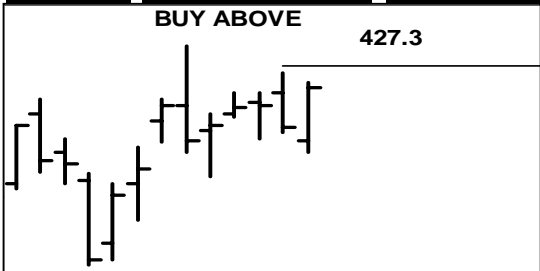





NIFTY INDEX FUTURES RECOMMENDATION				Day's Best	Futures	TELCO	Day's Best	Cash	SATYAM				
PREVAILING TREND	MODE	SINCE		BUY ABOVE			BUY ABOVE						
		Date	Level	427.3			396.05						
Last Quoted	Nov	1858.20	Dec 1856.35										
TODAY'S LEVELS		Entry	Nov -										
		Exit	Nov 1817.45										
		Entry	Nov 1817.45										
		Exit	Nov 1859.05										
NSE TOP 10		STOCK-FUTURES RECOMMENDATION							5-Nov-04				
MODE	SINCE		SCRIP	RANKING BEST			LAST	BULLISH		BEARISH			
	DATE	LEVEL		Trade	Buy	Sell	Quoted	Contract	Entry	Exit	Contract	Entry	Exit
Side	11/2/2004	540.55	RELIANCE	1	6	1	544.25	26-Nov	551.05	539.95	25-Nov	539.65	547.05
Up	11/3/2004	298.05	TISCO	2	0	2	300.30	26-Nov	-	297.10	25-Nov	296.80	302.45
Side	11/5/2004	386.20	SATYAM	3	2	5	391.95	26-Nov	395.00	384.20	25-Nov	384.20	395.00
Side	11/5/2004	1979.95	INFOSYS	4	3	9	1985.00	26-Nov	2005.05	1965.95	25-Nov	1880.70	2005.05
Down	11/5/2004	415.50	TATA MOTORS	5	1	0	424.60	26-Nov	427.30	412.95	25-Nov	-	425.45
Up	11/3/2004	799.00	ONGC	6	0	3	810.25	26-Nov	-	804.95	25-Nov	798.90	814.50
Up	11/1/2004	459.85	SBIN	7	0	8	500.75	26-Nov	-	473.90	25-Nov	473.90	502.05
Side	11/5/2004	378.95	MARUTI	8	5	4	383.20	26-Nov	387.50	376.95	25-Nov	376.95	383.25
Up	10/29/2004	1103.55	RANBAXY	9	0	7	1153.00	26-Nov	-	1105.30	25-Nov	1105.30	1159.70
Side	11/5/2004	2735.95	CNX IT	10	4	6	2756.25	26-Nov	2785.05	2687.95	25-Nov	2687.95	2763.05
NSE TOP 10		STOCK-CASH RECOMMENDATION							5-Nov-04				
Side	11/4/2004	538.10	RELIANCE	1	6	1	540.35	-	587.05	536.45	-	536.15	543.80
Side	11/5/2004	1980.45	INFOSYS	2	5	6	1976.60	-	2087.75	1961.20	-	1918.35	2087.75
Side	11/5/2004	386.50	SATYAM	3	1	5	393.10	-	396.05	384.50	-	384.50	395.05
Down	11/5/2004	49.30	SAIL	4	4	0	49.50	-	51.10	48.95	-	-	50.05
Up	11/2/2004	295.25	TISCO	5	0	3	298.30	-	-	295.75	-	294.60	301.05
Side	11/5/2004	377.35	MARUTI	6	3	2	379.30	-	390.05	374.95	-	374.95	380.75
Down	11/4/2004	414.95	TATA MOTORS	7	2	0	420.55	-	426.05	412.95	-	-	423.00
Up	11/3/2004	795.05	ONGC	8	0	4	805.65	-	-	803.40	-	793.00	811.80
Up	11/1/2004	455.85	SBIN	9	0	8	498.45	-	-	471.00	-	471.00	500.00
Up	10/27/2004	643.05	WIPRO	10	0	7	688.10	-	-	660.50	-	660.50	690.05
				PREVAILING TRADING SENTIMENT									
				○ Bullish	40%	○ Neutral	45%	● Bearish	15%				