




NIFTY INDEX FUTURES RECOMMENDATION				Day's Best	Futures	TISCO	Day's Best	Cash	SAIL				
PREVAILING TREND	MODE →	SINCE		BUY ABOVE 299.45			BUY ABOVE 50.80						
		Date	Level										
Last Quoted	Nov	1882.00	Dec 1880.00										
TODAY'S LEVELS		Entry	Nov 1886.05										
		Exit	Nov 1864.45										
		Entry	Nov 1831.00										
		Exit	Nov 1882.05										
NSE TOP 10		STOCK-FUTURES RECOMMENDATION							16-Nov-04				
MODE	SINCE		SCRIP	RANKING BEST			LAST Quoted	BULLISH		BEARISH			
	DATE	LEVEL		Trade	Buy	Sell		Contract	Entry	Exit	Contract	Entry	Exit
Down	11/12/2004	545.45	RELIANCE	1	2	0	547.70	26-Nov	554.75	540.15	25-Nov	-	549.40
Down	11/16/2004	307.60	TISCO	2	1	0	311.35	26-Nov	312.05	306.15	25-Nov	-	312.05
Up	11/10/2004	401.05	SATYAM	3	0	5	411.30	26-Nov	-	399.65	25-Nov	390.55	412.05
Up	11/8/2004	2005.05	INFOSYS	3	0	6	2026.00	26-Nov	-	2014.95	25-Nov	1910.15	2045.05
Up	11/16/2004	435.05	TATA MOTORS	5	0	3	442.25	26-Nov	-	429.25	25-Nov	427.90	443.05
Down	11/12/2004	817.95	ONGC	6	4	0	803.00	26-Nov	825.05	798.50	25-Nov	-	821.05
Up	11/16/2004	501.40	SBIN	7	0	4	508.20	26-Nov	-	491.45	25-Nov	491.45	510.05
Up	11/11/2004	382.05	MARUTI	8	0	2	389.85	26-Nov	-	381.45	25-Nov	380.80	390.05
Down	11/16/2004	1093.95	RANBAXY	9	3	0	1079.50	26-Nov	1107.05	1077.95	25-Nov	-	1101.05
Up	11/16/2004	2804.05	CNX IT	10	0	1	2825.00	26-Nov	-	2790.25	25-Nov	2779.95	2825.05
NSE TOP 10		STOCK-CASH RECOMMENDATION							16-Nov-04				
Down	11/12/2004	541.55	RELIANCE	1	2	0	545.00	-	552.05	537.45	-	-	547.05
Up	11/16/2004	2047.75	INFOSYS	2	0	8	2050.00	-	-	2031.95	-	1918.35	2053.75
Up	11/9/2004	396.05	SATYAM	3	0	7	412.50	-	-	400.20	-	391.70	414.05
Side	11/16/2004	49.80	SAIL	4	1	2	50.50	-	50.80	49.35	-	49.35	50.80
Up	11/16/2004	310.05	TISCO	5	0	1	309.55	-	-	304.95	-	304.95	310.85
Up	11/11/2004	380.85	MARUTI	6	0	4	389.80	-	-	381.45	-	377.95	390.05
Up	11/16/2004	436.05	TATA MOTORS	7	0	6	443.30	-	-	428.95	-	425.95	444.05
Down	11/16/2004	806.35	ONGC	8	3	0	797.90	-	824.75	793.45	-	-	818.05
Side	11/16/2004	488.60	SBIN	9	4	5	505.35	-	548.05	488.25	-	488.25	506.75
Up	10/27/2004	643.05	WIPRO	10	0	3	708.10	-	-	694.95	-	688.95	710.05
				PREVAILING TRADING SENTIMENT									
				○ Bullish	60%	○ Neutral	10%	● Bearish	30%				