




NIFTY INDEX FUTURES RECOMMENDATION					Day's Best	Futures	TISCO	Day's Best	Cash	TISCO			
PREVAILING TREND	MODE →	SINCE			SELL BELOW			SELL BELOW					
		Date	Level		313.10			309.95					
Last Quoted	Dec	1896.15	Jan	1896.35									
TODAY'S LEVELS		Entry	Dec	1916.55									
		Exit	Dec	1891.50									
		Entry	Dec	1889.95									
		Exit	Dec	1916.55									
NSE TOP 10		STOCK-FUTURES RECOMMENDATION								25-Nov-04			
MODE	SINCE		SCRIP	RANKING BEST			LAST Quoted	BULLISH			BEARISH		
	DATE	LEVEL		Trade	Buy	Sell		Contract	Entry	Exit	Contract	Entry	Exit
Side	11/25/2004	531.05	RELIANCE	1	7	3	506.40	30-Dec	530.15	504.75	30-Dec	504.75	529.55
Side	11/23/2004	315.00	TISCO	2	6	1	313.15	30-Dec	321.45	313.10	30-Dec	313.10	321.45
Side	11/25/2004	434.05	SATYAM	3	4	8	425.50	30-Dec	434.05	424.95	30-Dec	402.95	434.05
Side	11/19/2004	2059.95	INFOSYS	3	1	9	2044.00	30-Dec	2057.05	2034.95	30-Dec	1923.15	2057.05
Up	11/24/2004	444.00	TATA MOTORS	5	0	10	460.40	30-Dec	-	385.40	30-Dec	385.40	465.05
Side	11/25/2004	805.10	ONGC	6	3	5	803.00	30-Dec	818.85	798.95	30-Dec	798.95	818.85
Side	11/23/2004	519.05	SBIN	7	5	2	514.75	30-Dec	527.55	514.45	30-Dec	514.45	527.05
Up	11/24/2004	391.00	MARUTI	8	0	7	400.00	30-Dec	-	398.95	30-Dec	393.95	408.05
Side	11/25/2004	1061.95	RANBAXY	9	2	4	1071.05	30-Dec	1089.05	1066.50	30-Dec	1066.50	1089.05
Up	11/25/2004	2863.55	CNX IT	10	0	6	2870.00	30-Dec	-	2845.45	30-Dec	2836.45	2878.05
NSE TOP 10		STOCK-CASH RECOMMENDATION								25-Nov-04			
Down	11/19/2004	538.55	RELIANCE	1	6	0	502.00	-	530.05	499.95	-	-	524.90
Side	11/19/2004	2057.15	INFOSYS	2	1	7	2032.30	-	2043.75	2020.95	-	1918.35	2043.75
Side	11/25/2004	423.95	SATYAM	3	3	5	422.60	-	431.85	421.95	-	402.25	431.85
Up	11/25/2004	52.15	SAIL	4	0	3	51.85	-	-	51.15	-	51.15	53.25
Side	11/19/2004	309.45	TISCO	5	4	1	311.00	-	318.05	309.95	-	309.95	318.05
Up	11/24/2004	389.05	MARUTI	6	0	4	397.00	-	-	394.25	-	386.85	404.85
Up	11/24/2004	446.85	TATA MOTORS	7	0	6	466.00	-	-	456.70	-	442.70	471.50
Side	11/25/2004	805.15	ONGC	8	2	2	798.00	-	812.15	793.95	-	793.95	812.15
Down	11/25/2004	512.95	SBIN	9	5	0	510.00	-	522.25	508.95	-	-	521.35
Up	11/25/2004	719.75	WIPRO	10	0	8	740.00	-	-	717.45	-	666.50	740.05
				PREVAILING TRADING SENTIMENT									
				○ Bullish	35%	○ Neutral	55%	● Bearish	10%				