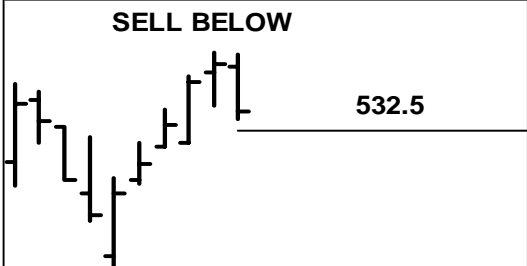
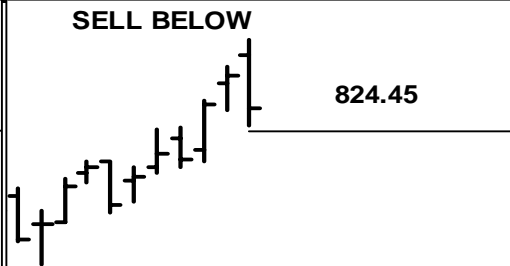




NIFTY INDEX FUTURES RECOMMENDATION				Day's Best	Futures	RELIANCE	Day's Best	Cash	ONGC				
PREVAILING TREND	MODE ↑	SINCE		SELL BELOW 			SELL BELOW 						
		Date	Level										
Last Quoted	Dec	1995.20	Jan 1994.15										
TODAY'S LEVELS		Entry	Dec -										
		Exit	Dec 1974.80										
		Entry	Dec 1930.50										
		Exit	Dec 2008.55										
NSE TOP 10		STOCK-FUTURES RECOMMENDATION							6-Dec-04				
MODE	SINCE		SCRIP	RANKING BEST			LAST Quoted	BULLISH			BEARISH		
	DATE	LEVEL		Trade	Buy	Sell		Contract	Entry	Exit	Contract	Entry	Exit
Up	11/29/2004	547.75	SBIN	1	0	5	580.00	30-Dec	-	559.10	30-Dec	552.45	594.05
Side	12/6/2004	535.95	RELIANCE	2	2	1	534.70	30-Dec	550.40	532.50	30-Dec	532.50	550.05
Up	11/24/2004	444.00	TATA MOTORS	3	0	3	498.75	30-Dec	-	491.95	30-Dec	491.30	502.55
Down	12/1/2004	424.95	SATYAM	4	4	0	414.90	30-Dec	428.05	405.40	30-Dec	-	424.05
Side	12/3/2004	327.80	TISCO	5	1	4	333.00	30-Dec	334.45	329.70	30-Dec	323.90	334.45
Up	12/2/2004	422.55	MARUTI	6	0	6	428.25	30-Dec	-	424.10	30-Dec	406.50	439.85
Down	12/2/2004	2094.50	INFOSYS	7	3	0	2037.00	30-Dec	2098.05	2028.15	30-Dec	-	2082.05
Up	11/30/2004	818.85	ONGC	8	0	2	832.05	30-Dec	-	826.95	30-Dec	826.95	855.05
Up	11/29/2004	1061.95	RANBAXY	9	0	7	1208.50	30-Dec	-	1164.40	30-Dec	1115.95	1213.05
Down	12/3/2004	2917.45	CNX IT	10	0	0	2899.95	30-Dec	2964.05	2884.95	30-Dec	-	2935.85
NSE TOP 10		STOCK-CASH RECOMMENDATION							6-Dec-04				
Side	12/3/2004	524.95	RELIANCE	1	4	2	530.25	-	548.05	528.60	-	520.20	547.05
Down	12/3/2004	422.15	SATYAM	2	2	0	414.90	-	425.15	405.40	-	-	418.55
Down	12/2/2004	2087.35	INFOSYS	3	3	0	2030.15	-	2086.15	2013.95	-	-	2074.05
Up	12/2/2004	544.05	SBIN	4	0	4	575.55	-	-	556.30	-	547.95	591.85
Up	11/25/2004	52.15	SAIL	5	0	7	57.95	-	-	56.35	-	53.95	58.65
Up	11/24/2004	446.85	TATA MOTORS	6	0	6	495.30	-	-	492.35	-	462.90	503.05
Up	11/24/2004	389.05	MARUTI	7	0	5	429.70	-	-	426.15	-	407.20	442.05
Up	11/29/2004	318.05	TISCO	8	0	3	330.50	-	-	329.30	-	317.75	333.05
Up	11/30/2004	812.15	ONGC	9	0	1	831.15	-	-	824.45	-	824.45	855.05
Down	12/6/2004	681.50	WIPRO	10	1	0	742.60	-	759.05	739.95	-	-	757.45
				PREVAILING TRADING SENTIMENT									
				○ Bullish	55%	○ Neutral	15%	● Bearish	30%				