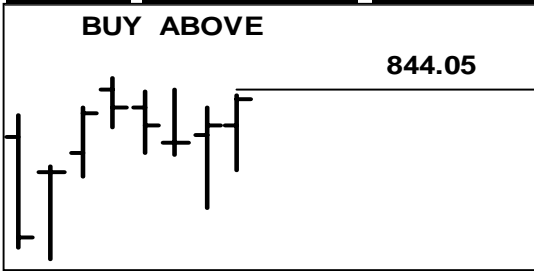
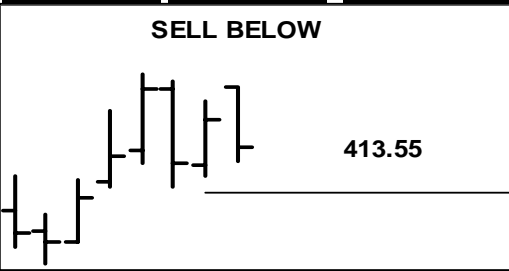





NIFTY INDEX FUTURES RECOMMENDATION					Day's Best	Futures	ONGC	Day's Best	Cash	SATYAM			
PREVAILING TREND	MODE	SINCE			BUY ABOVE  844.05			SELL BELOW  413.55					
	↑	Date	Level										
Last Quoted	Dec	2043.00	Jan	2041.95									
TODAY'S LEVELS		Entry	Dec	-									
		Exit	Dec	2020.50									
		Entry	Dec	2001.95									
		Exit	Dec	2044.05									
NSE TOP 10		STOCK-FUTURES RECOMMENDATION								21-Dec-04			
MODE	SINCE		SCRIP	RANKING BEST			LAST	BULLISH			BEARISH		
	DATE	LEVEL		Trade	Buy	Sell		Quoted	Contract	Entry	Exit	Contract	Entry
Side	12/21/2004	493.05	RELIANCE	1	3	6	487.00	30-Dec	495.05	484.95	30-Dec	475.35	495.05
Up	12/21/2004	597.45	SBIN	2	0	9	606.90	30-Dec	-	591.10	30-Dec	583.95	608.05
Up	12/13/2004	326.45	TISCO	3	0	8	343.15	30-Dec	-	330.25	30-Dec	330.25	343.65
Up	12/9/2004	442.05	MARUTI	4	0	10	461.80	30-Dec	-	455.95	30-Dec	443.70	466.05
Up	12/21/2004	503.50	TATA MOTORS	5	0	7	506.80	30-Dec	-	496.95	30-Dec	487.80	507.70
Side	12/21/2004	421.05	SATYAM	6	2	3	419.45	30-Dec	423.55	416.95	30-Dec	415.30	423.55
Up	12/21/2004	2128.05	INFOSYS	7	0	2	2121.80	30-Dec	-	2111.95	30-Dec	2102.95	2140.05
UP	12/16/2004	1216.90	RANBAXY	8	0	1	1254.00	30-Dec	-	1251.95	30-Dec	1245.95	1276.05
Side	12/21/2004	842.05	ONGC	9	1	5	843.60	30-Dec	844.05	831.15	30-Dec	824.95	844.05
Up	12/14/2004	2910.05	CNX IT	10	0	4	2991.60	30-Dec	-	2984.95	30-Dec	2944.95	3007.55
NSE TOP 10		STOCK-CASH RECOMMENDATION								21-Dec-04			
Down	12/7/2004	520.20	RELIANCE	1	2	0	485.00	-	510.05	481.35	-	-	491.75
Up	12/21/2004	595.05	SBIN	2	0	6	603.70	-	-	588.15	-	580.70	605.05
Up	12/20/2004	58.50	SAIL	3	0	4	59.65	-	-	59.45	-	57.95	60.75
Up	12/9/2004	437.05	MARUTI	4	0	9	460.00	-	-	451.20	-	418.35	464.40
Up	12/15/2004	2060.05	INFOSYS	5	0	2	2115.10	-	-	2109.90	-	2096.95	2139.45
Up	12/21/2004	501.55	TATA MOTORS	6	0	5	503.75	-	-	493.95	-	487.20	507.05
Side	12/17/2004	414.35	SATYAM	7	1	1	416.60	-	423.05	414.95	-	413.55	423.05
Up	12/13/2004	323.80	TISCO	8	0	3	341.95	-	-	338.45	-	333.20	343.45
Up	-	-	ZEETELE	9	0	8	179.25	-	-	173.20	-	171.95	184.05
Up	-	-	CANBK	10	0	7	197.40	-	-	190.80	-	189.55	198.45
				PREVAILING TRADING SENTIMENT									
				○ Bullish	75%	○ Neutral	20%	● Bearish	5%				