




NIFTY INDEX FUTURES RECOMMENDATION				Day's Best	Futures	INFOSYS	Day's Best	Cash	INFOSYS				
PREVAILING TREND	MODE	SINCE		BUY ABOVE 2034.30			BUY ABOVE 2014.05						
	↓	Date	Level										
Last Quoted	Jan	1942.00	Feb 1942.00										
TODAY'S LEVELS		Entry	Jan 2010.40										
		Exit	Jan 1898.60										
		Entry	Jan -										
		Exit	Jan 2010.40										
NSE TOP 10			STOCK-FUTURES RECOMMENDATION							17-Jan-05			
MODE	SINCE		SCRIP	RANKING BEST			LAST	BULLISH			BEARISH		
	DATE	LEVEL		Trade	Buy	Sell		Quoted	Contract	Entry	Exit	Contract	Entry
Down	1/5/2005	531.10	RELIANCE	1	4	0	514.25	27-Jan	525.05	506.15	27-Jan	-	519.45
Down	1/17/2005	347.65	TISCO	2	6	0	347.40	27-Jan	361.05	336.55	27-Jan	-	352.05
Side	1/13/2005	597.05	SBIN	3	3	1	595.00	27-Jan	603.30	573.95	27-Jan	573.95	596.05
Down	1/5/2005	412.10	SATYAM	4	9	0	363.75	27-Jan	384.55	348.95	27-Jan	-	384.55
Down	1/17/2005	474.95	TATA MOTORS	5	7	0	475.95	27-Jan	497.05	463.95	27-Jan	-	485.05
Down	1/17/2005	415.45	MARUTI	6	8	0	421.70	27-Jan	441.05	413.95	27-Jan	-	424.05
Side	1/14/2005	1997.05	INFOSYS	7	1	3	2017.00	27-Jan	2034.30	1933.45	27-Jan	1933.45	2018.05
Down	-	-	RANBAXY	8	10	0	1041.10	27-Jan	1135.05	997.95	27-Jan	-	1135.05
Down	-	-	ONGC	9	2	0	786.70	27-Jan	794.05	762.60	27-Jan	-	788.05
Side	1/17/2005	2722.55	CNX IT	10	5	2	2744.00	27-Jan	2811.55	2632.95	27-Jan	2632.95	2744.05
NSE TOP 10			STOCK-CASH RECOMMENDATION							17-Jan-05			
Down	1/11/2005	527.50	RELIANCE	1	4	0	512.10	-	523.70	504.35	-	-	518.05
Down	1/17/2005	345.95	TISCO	2	9	0	345.85	-	400.05	335.80	-	-	400.05
Side	1/17/2005	1949.95	INFOSYS	3	1	1	2010.00	-	2014.05	1935.15	-	1935.15	2014.15
Down	1/17/2005	573.25	SBIN	4	2	0	594.50	-	601.05	573.20	-	-	596.05
Down	1/5/2005	408.95	SATYAM	5	7	0	364.00	-	383.25	349.30	-	-	366.45
Down	1/17/2005	60.75	SAIL	6	8	0	57.10	-	60.70	56.55	-	-	59.05
Up	1/14/2005	201.45	CANBANK	7	0	2	207.00	-	-	190.95	-	189.95	209.05
Down	1/17/2005	416.95	MARUTI	8	6	0	420.00	-	440.05	414.65	-	-	428.05
Down	1/17/2005	476.95	TATA MOTORS	9	5	0	474.45	-	491.05	464.15	-	-	483.50
Down	1/17/2005	774.95	ONGC	10	3	0	787.40	-	804.95	762.20	-	-	798.85
				PREVAILING TRADING SENTIMENT									
				○ Bullish	5%	○ Neutral	20%	● Bearish	75%				