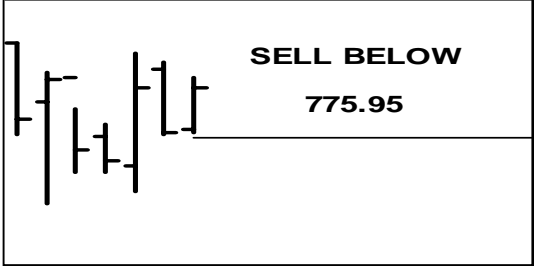
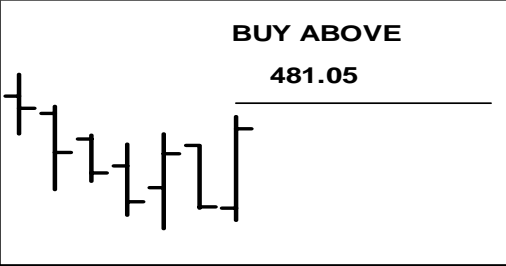





NIFTY INDEX FUTURES RECOMMENDATION				Day's Best	Futures	ONGC	Day's Best	Cash	TATA MOTORS				
PREVAILING TREND	MODE →	SINCE											
		Date	Level										
Last Quoted	Feb	24-Jan-05	1936.05										
TODAY'S LEVELS		Entry	Feb	2007.55									
		Exit	Feb	1892.95									
		Entry	Feb	1892.95									
		Exit	Feb	1939.85									
NSE TOP 10		STOCK-FUTURES RECOMMENDATION							25-Jan-05				
MODE	SINCE		SCRIP	RANKING BEST			LAST Quoted	BULLISH			BEARISH		
	DATE	LEVEL		Trade	Buy	Sell		Contract	Entry	Exit	Contract	Entry	Exit
Up	1/24/2005	355.90	TISCO	1	0	4	369.05	24-Feb	-	357.75	27-Jan	352.60	372.55
Up	1/25/2005	384.15	SATYAM	2	0	7	385.90	24-Feb	-	367.95	27-Jan	354.95	386.55
Up	1/25/2005	583.05	SBIN	3	0	3	583.05	24-Feb	-	562.95	27-Jan	564.95	590.05
Down	1/24/2005	1929.55	INFOSYS	4	1	0	1919.70	27-Jan	1960.05	1886.15	24-Feb	-	1927.05
Down	1/25/2005	505.55	RELIANCE	5	4	0	503.40	27-Jan	522.35	502.95	24-Feb	-	511.45
Side	1/25/2005	471.05	TATA MOTORS	6	3	5	480.00	24-Feb	491.75	457.95	24-Feb	457.95	481.45
Up	1/25/2005	412.45	MARUTI	7	0	6	422.45	24-Feb	-	406.95	27-Jan	395.95	424.85
Up	1/20/2005	781.05	ONGC	8	0	1	785.00	24-Feb	-	776.25	27-Jan	775.95	791.55
Side	1/25/2005	986.05	RANBAXY	9	5	2	993.00	24-Feb	1119.40	979.95	24-Feb	966.60	1003.55
Down	1/20/2005	2705.95	CNX IT	10	2	0	2665.00	27-Jan	2694.05	2595.95	24-Feb	-	2673.05
NSE TOP 10		STOCK-CASH RECOMMENDATION							25-Jan-05				
Up	1/24/2005	354.50	TISCO	1	0	2	368.00	-	-	356.95	-	351.95	369.05
Down	1/20/2005	1951.25	INFOSYS	2	4	0	1912.85	-	1965.05	1881.95	-	-	1922.05
Down	1/25/2005	504.15	RELIANCE	3	5	0	501.60	-	521.40	498.40	-	-	510.95
Up	1/25/2005	580.05	SBIN	4	0	1	581.95	-	-	564.95	-	564.55	588.00
Up	1/25/2005	383.05	SATYAM	5	0	5	385.60	-	-	364.95	-	357.20	391.05
Down	1/20/2005	356.90	ACC	6	3	0	344.35	-	347.05	337.25	-	-	346.05
Up	1/25/2005	56.05	SAIL	7	0	6	58.80	-	-	55.20	-	53.50	59.05
Up	1/25/2005	412.05	MARUTI	8	0	4	421.70	-	-	406.95	-	394.95	423.05
Side	1/20/2005	474.80	TATA MOTORS	9	1	3	478.35	-	481.05	456.95	-	456.95	481.05
Down	1/20/2005	204.95	CANBANK	10	2	0	204.65	-	206.05	188.95	-	-	205.75
				PREVAILING TRADING SENTIMENT									
				○ Bullish	50%	○ Neutral	15%	● Bearish	35%				