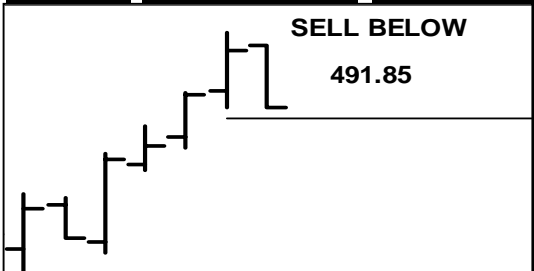






NIFTY INDEX FUTURES RECOMMENDATION					Day's Best	Futures	TELCO	Day's Best	Cash	CAN BANK			
PREVAILING TREND	MODE ↑	SINCE			SELL BELOW 491.85			SELL BELOW 204.95					
		Date	Level										
Last Quoted	Feb	2043.00	Mar	2056.55									
TODAY'S LEVELS		Entry	Feb	-									
		Exit	Feb	1980.45									
		Entry	Feb	1980.45									
		Exit	Feb	2068.05									
NSE TOP 10		STOCK-FUTURES RECOMMENDATION							1-Feb-05				
MODE	SINCE		SCRIP	RANKING BEST			LAST Quoted	BULLISH			BEARISH		
	DATE	LEVEL		Trade	Buy	Sell		Contract	Entry	Exit	Contract	Entry	Exit
Up	1/28/2005	380.45	TISCO	1	0	9	385.00	24-Feb	-	382.25	24-Feb	364.95	390.25
Up	1/28/2005	390.30	SATYAM	2	0	10	407.40	24-Feb	-	380.95	24-Feb	380.95	414.05
Up	1/28/2005	593.70	SBIN	3	0	8	638.00	24-Feb	-	607.95	24-Feb	607.95	651.05
Up	1/28/2005	1970.05	INFOSYS	4	0	3	2068.00	24-Feb	-	2056.15	24-Feb	2033.95	2099.05
Up	1/28/2005	491.75	TATA MOTORS	5	0	1	492.00	24-Feb	-	491.95	24-Feb	491.85	507.05
Up	1/28/2005	518.80	RELIANCE	6	0	7	543.75	24-Feb	-	525.90	24-Feb	524.95	548.90
Side	2/1/2005	353.55	ACC	7	2	2	353.60	24-Feb	359.45	353.20	24-Feb	353.20	359.05
Side	2/1/2005	447.95	MARUTI	8	1	4	449.60	24-Feb	455.85	441.35	24-Feb	441.35	455.85
Up	1/28/2005	804.05	ONGC	9	0	5	823.45	24-Feb	-	800.10	24-Feb	801.25	837.70
Up	1/28/2005	2745.05	CNX IT	10	0	6	2844.85	24-Feb	-	2763.25	24-Feb	2763.25	2865.05
NSE TOP 10		STOCK-CASH RECOMMENDATION							1-Feb-05				
Up	1/28/2005	1964.55	INFOSYS	1	0	3	2060.30	-	-	2054.95	-	2031.95	2094.05
Up	1/25/2005	580.05	SBIN	2	0	6	634.00	-	-	605.45	-	605.45	646.05
Up	1/25/2005	383.05	SATYAM	3	0	9	406.95	-	-	382.15	-	382.15	415.05
Up	1/28/2005	513.05	RELIANCE	4	0	7	543.00	-	-	518.45	-	518.45	547.05
Up	1/24/2005	354.50	TISCO	5	0	8	382.05	-	-	364.50	-	364.50	391.05
Up	1/27/2005	346.05	ACC	6	0	2	354.75	-	-	353.95	-	351.95	359.05
Side	2/1/2005	205.95	CANBANK	7	2	1	206.55	-	212.80	204.95	-	204.95	211.05
Up	1/25/2005	56.05	SAIL	8	0	10	65.10	-	-	62.75	-	59.75	66.65
Side	2/1/2005	448.50	MARUTI	9	1	5	453.00	-	457.05	441.95	-	441.95	457.05
Up	1/27/2005	481.05	TATA MOTORS	10	0	4	491.00	-	-	482.45	-	482.45	506.85
				<b>PREVAILING TRADING SENTIMENT</b>									
				○ Bullish 80%		○ Neutral 20%		● Bearish 0%					