




NIFTY INDEX FUTURES RECOMMENDATION				ay's Bes	Futures	SATYAM	Day's Best	Cash	TATA MOTORS					
PREVAILING TREND	MODE ↑	SINCE		28-Feb-05	Level	2080.05	SELL BELOW	394.10	SELL BELOW	460.30				
		Date	Level											
Last Quoted	Mar	2081.50	Apr	2082.00										
TODAY'S LEVELS		Entry	Mar	-										
		Exit	Mar	2070.15										
		Entry	Mar	2034.45										
		Exit	Mar	2110.05										
NSE TOP 10				STOCK-FUTURES RECOMMENDATION							1-Mar-05			
MODE	SINCE		SCRIP	RANKING BEST			LAST	BULLISH			BEARISH			
	DATE	LEVEL		Trade	Buy	Sell		Contract	Entry	Exit	Contract	Entry	Exit	
Up	2/28/2005	421.30	TISCO	1	0	8	423.20	31-Mar	-	417.20	31-Mar	405.95	425.75	
Side	2/24/2005	690.95	SBIN	2	4	7	700.80	31-Mar	725.05	697.95	31-Mar	674.95	723.75	
Up	2/28/2005	406.50	SATYAM	3	0	1	397.00	31-Mar	-	395.95	31-Mar	394.10	411.05	
Side	2/28/2005	2154.20	INFOSYS	4	3	5	2181.75	31-Mar	2254.80	2174.95	31-Mar	2142.95	2245.05	
Up	2/28/2005	558.45	RELIANCE	5	0	6	548.45	31-Mar	-	546.95	31-Mar	535.65	561.45	
Side	2/28/2005	479.05	TATA MOTORS	6	1	4	468.00	31-Mar	481.05	466.25	31-Mar	461.95	478.55	
Up	2/28/2005	369.05	ACC	7	0	2	364.45	31-Mar	-	363.95	31-Mar	360.10	373.05	
Down	2/28/2005	471.65	MARUTI	8	5	0	464.90	31-Mar	484.30	460.95	31-Mar	-	478.05	
Up	2/25/2005	127.70	ARVIND	9	0	3	129.20	31-Mar	-	128.15	31-Mar	127.65	131.45	
Down	2/25/2005	2855.95	CNX IT	10	2	0	2859.45	31-Mar	2930.05	2854.95	31-Mar	-	2896.05	
NSE TOP 10				STOCK-CASH RECOMMENDATION							1-Mar-05			
Side	2/28/2005	673.25	SBIN	1	3	5	695.50	-	719.25	692.60	-	669.95	717.05	
Up	2/28/2005	553.55	RELIANCE	2	0	4	546.15	-	-	544.45	-	535.80	557.55	
Side	2/28/2005	2155.30	INFOSYS	3	2	2	2175.50	-	2248.05	2174.95	-	2152.95	2240.05	
Up	2/28/2005	417.45	TISCO	4	0	6	420.70	-	-	414.95	-	404.95	423.05	
Up	2/28/2005	64.30	SAIL	5	0	3	63.55	-	-	63.30	-	62.45	65.85	
Down	3/1/2005	30.10	TATA TELE	6	6	0	30.10	-	31.55	29.85	-	-	31.05	
Down	2/28/2005	467.95	MARUTI	7	4	0	462.55	-	483.05	459.40	-	-	477.45	
Down	3/1/2005	394.45	SATYAM	8	5	0	394.25	-	413.05	393.55	-	-	411.05	
Up	3/1/2005	226.05	BHARTI TE	9	0	7	225.00	-	-	217.50	-	211.20	250.05	
Side	28/02/05	476.05	TATA MOTORS	10	1	1	464.30	-	479.05	463.10	-	460.30	476.55	
				PREVAILING TRADING SENTIMENT										
				0	Bullish	45%	○	Neutral	30%	●	Bearish	25%		