




NIFTY INDEX FUTURES RECOMMENDATION				Day's Best	Futures	INFOSYS	Day's Best	Cash	INFOSYS					
PREVAILING TREND	MODE ↑	SINCE		BUY ABOVE 2225.05			BUY ABOVE 2227.05							
		Date	Level											
Last Quoted	Mar	2133.40	Apr 2132.50											
TODAY'S LEVELS		Entry	Mar -											
		Exit	Mar 2084.40											
		Entry	Mar 2079.95											
		Exit	Mar 2134.45											
NSE TOP 10				STOCK-FUTURES RECOMMENDATION						3-Mar-05				
MODE	SINCE		SCRIP	RANKING BEST			LAST Quoted	BULLISH			BEARISH			
	DATE	LEVEL		Trade	Buy	Sell		Contract	Entry	Exit	Contract	Entry	Exit	
Up	2/28/2005	421.30	TISCO	1	0	2	433.25	31-Mar	-	430.95	31-Mar	423.95	435.05	
Side	2/24/2005	690.95	SBIN	2	2	5	721.60	31-Mar	722.75	719.95	31-Mar	700.50	722.75	
Side	3/2/2005	395.95	SATYAM	3	4	1	403.30	31-Mar	404.55	396.70	31-Mar	395.30	404.55	
Side	2/28/2005	2154.20	INFOSYS	4	1	6	2222.00	31-Mar	2225.05	2178.95	31-Mar	2155.95	2225.05	
Up	2/28/2005	558.45	RELIANCE	5	0	3	562.55	31-Mar	-	553.45	31-Mar	547.45	565.45	
Up	3/3/2005	478.55	TATA MOTORS	6	0	9	482.70	31-Mar	-	467.75	31-Mar	462.95	484.05	
Up	3/3/2005	373.05	ACC	7	0	7	374.40	31-Mar	-	370.95	31-Mar	362.95	375.55	
Side	3/3/2005	471.05	MARUTI	8	3	8	475.00	31-Mar	475.85	465.95	31-Mar	456.55	475.85	
Up	2/25/2005	127.70	ARVIND	9	0	10	133.75	31-Mar	-	127.90	31-Mar	127.90	134.20	
Up	3/3/2005	2896.05	CNX IT	10	0	4	2927.00	31-Mar	-	2858.45	31-Mar	2845.95	2928.75	
NSE TOP 10				STOCK-CASH RECOMMENDATION						3-Mar-05				
Up	3/3/2005	717.05	SBIN	1	0	3	717.50	-	-	705.95	-	697.45	719.90	
Side	3/3/2005	2205.05	INFOSYS	2	1	5	2222.30	-	2227.05	2180.95	-	2149.95	2227.05	
Up	2/28/2005	417.45	TISCO	3	0	4	430.90	-	-	418.80	-	418.80	432.75	
Up	2/28/2005	553.55	RELIANCE	4	0	2	559.00	-	-	550.15	-	544.50	562.55	
Up	2/28/2005	64.30	SAIL	5	0	9	66.60	-	-	64.85	-	63.75	67.35	
Side	3/3/2005	468.85	MARUTI	6	2	8	473.60	-	475.25	462.95	-	453.95	475.25	
Side	3/3/2005	399.50	SATYAM	7	3	1	400.35	-	402.05	394.45	-	393.60	402.05	
Up	3/1/2005	226.05	BHARTI TE	8	0	7	235.90	-	-	229.95	-	226.45	238.05	
Up	-	-	ONGC	9	0	10	889.00	-	-	859.75	-	846.20	892.40	
Up	-	-	TATA MOT	10	0	6	479.00	-	-	462.95	-	460.20	480.05	
				PREVAILING TRADING SENTIMENT										
				0	Bullish	65%	○	Neutral	35%	●	Bearish	0%		