




NIFTY INDEX FUTURES RECOMMENDATION				Day's Best	Futures	ONGC	Day's Best	Cash	ONGC					
PREVAILING TREND	MODE	SINCE		BUY ABOVE 875.05			BUY ABOVE 867.55							
	↓	Date	Level											
Last Quoted	Mar	2002.50	Apr 2002.05											
TODAY'S LEVELS		Entry	Apr 2047.05											
		Exit	Apr 1972.95											
		Entry	Mar -											
		Exit	Mar 2003.45											
NSE TOP 10				STOCK-FUTURES RECOMMENDATION						30-Mar-05				
MODE	SINCE		SCRIP	RANKING BEST			LAST	BULLISH			BEARISH			
	DATE	LEVEL		Trade	Buy	Sell		Quoted	Contract	Entry	Exit	Contract	Entry	Exit
Down	3/17/2005	727.45	SBIN	1	5	0	663.80	28-Apr	697.20	642.55	31-Mar	-	664.45	
Down	3/29/2005	424.10	TISCO	2	9	0	397.15	28-Apr	426.05	395.95	31-Mar	-	408.55	
Down	3/18/2005	115.95	ANDHRABA	3	2	0	107.15	28-Apr	109.25	100.80	31-Mar	-	107.30	
Down	3/29/2005	557.65	RELIANCE	4	7	0	545.00	28-Apr	575.05	545.45	31-Mar	-	555.60	
Down	3/23/2005	111.35	BANK INDIA	5	8	0	102.05	28-Apr	108.05	96.75	31-Mar	-	102.30	
Down	3/22/2005	447.55	TATA MOTORS	6	6	0	412.50	28-Apr	434.80	406.95	31-Mar	-	416.55	
Up	3/28/2005	398.05	SATYAM	7	0	1	396.00	31-Mar	-	392.60	28-Apr	393.10	403.50	
Side	3/30/2005	865.05	ONGC	8	1	2	873.00	28-Apr	875.05	834.95	28-Apr	834.95	875.05	
Down	3/29/2005	2151.15	INFOSYS	9	4	0	2175.00	28-Apr	2221.20	2131.65	31-Mar	-	2175.85	
Down	3/23/2005	2915.95	CNX IT	10	3	0	2820.00	28-Apr	2878.55	2789.95	31-Mar	-	2879.55	
NSE TOP 10				STOCK-CASH RECOMMENDATION						30-Mar-05				
Down	3/14/2005	480.25	PNB	1	10	0	394.50	-	443.05	385.25	-	-	443.05	
Down	3/29/2005	554.95	RELIANCE	2	4	0	542.60	-	568.05	538.95	-	-	554.75	
Down	3/22/2005	712.25	SBIN	3	5	0	662.00	-	694.05	637.60	-	-	664.35	
Down	3/29/2005	407.45	TISCO	4	8	0	395.30	-	419.55	390.95	-	-	406.05	
Down	3/29/2005	62.75	SAIL	5	9	0	61.75	-	65.55	60.85	-	-	63.70	
Down	3/24/2005	104.30	ANDHRABA	6	3	0	106.95	-	109.05	99.95	-	-	107.05	
Side	3/30/2005	862.05	ONGC	7	1	2	866.00	-	867.55	835.95	-	827.95	867.55	
Side	3/30/2005	400.75	SATYAM	8	2	1	395.50	-	403.05	391.45	-	391.45	403.05	
Down	-	-	BANK INDIA	9	6	0	101.95	-	107.50	95.20	-	-	102.05	
Down	-	-	TATA MOT	10	7	0	410.80	-	433.25	404.50	-	-	416.05	
				PREVAILING TRADING SENTIMENT										
				0	Bullish	5%	○	Neutral	15%	●	Bearish	80%		