




NIFTY INDEX FUTURES RECOMMENDATION				Day's Best Futures SBI				Day's Best Cash SATYAM					
PREVAILING TREND	Down	SINCE		19	26	2	9	16	19	26	2	9	16
		DATE	LEVEL										
LTP	APR	3,656.00	MAY 3655.00	SELL BELOW				BUY ABOVE					
TODAY'S LEVEL		ENTRY	3,682.95	917.95				464.75					
		EXIT	3,599.95										
		ENTRY	-										
		EXIT	3,682.95										
NSE TOP 10 STOCK FUTURES RECOMMENDATION													
MODE	DATE	LEVEL	SCRIP	RK-TRADE	RK-BUY	RK-SELL	EXPIRY	LTP	LE	LX	SE	SX	
Down	2-Apr-07	1,355.10	RELIANCE	1	1	-	26-Apr-07	1,335.50	1,346.50	1,310.10	-	1,346.50	
Down	2-Apr-07	536.85	CENTURYTEX	2	9	-	26-Apr-07	506.85	523.52	492.20	-	523.52	
Side	3-Apr-07	930.05	SBI	3	8	1	26-Apr-07	923.90	951.85	917.95	917.95	951.85	
Down	2-Apr-07	722.00	ACC	4	6	-	26-Apr-07	707.35	723.25	694.85	-	723.25	
Down	2-Apr-07	651.90	RELIANCE CAPIT	5	5	-	26-Apr-07	617.70	629.05	607.00	-	629.05	
Down	2-Apr-07	811.00	ICICIBANK	6	7	-	26-Apr-07	799.45	818.65	779.95	-	818.65	
Down	2-Apr-07	440.15	TISCO	7	4	-	26-Apr-07	430.00	437.03	424.15	-	437.03	
Up	3-Apr-07	164.05	BANKOFINDIA	8	-	2	26-Apr-07	161.35	-	152.20	152.20	165.55	
Down	2-Apr-07	1,215.00	TCS	9	3	-	26-Apr-07	1,203.00	1,214.75	1,185.30	-	1,214.75	
Down	30-Mar-07	2,259.95	BHEL	10	2	-	26-Apr-07	2,258.00	2,277.75	2,160.05	-	2,277.75	
NSE TOP 10 STOCK CASH RECOMMENDATION													
MODE	DATE	LEVEL	SCRIP	RK-TRADE	RK-BUY	RK-SELL	EXPIRY	LTP	LE	LX	SE	SX	
Down	2-Apr-07	1,994.95	INFOSYS	1	3	-	-	1,965.00	1,974.55	1,909.95	-	1,974.55	
Down	2-Apr-07	110.00	SAIL	2	2	-	-	111.30	111.80	106.20	-	111.80	
Down	26-Mar-07	1,279.95	TCS	3	4	-	-	1,204.00	1,216.85	1,187.95	-	1,216.85	
Down	2-Apr-07	455.95	SATYAM	4	1	-	-	463.50	464.75	439.95	-	464.75	
Up	29-Mar-07	144.40	ITC	5	-	1	-	149.20	-	146.95	146.95	150.35	
Up	3-Apr-07	2,250.05	BHEL	6	-	2	-	2,254.90	-	2,150.05	2,150.05	2,283.05	
Down	2-Apr-07	720.00	ACC	7	5	-	-	703.00	719.10	692.10	-	719.10	
Down	23-Mar-07	877.95	ICICIBANK	8	1	-	-	808.00	814.65	790.95	-	814.65	
Down	2-Apr-07	979.40	SBI	9	6	-	-	919.70	947.05	914.95	-	947.05	
Down	26-Mar-07	783.50	TATAMOTORS	10	7	-	-	677.00	736.08	670.95	-	736.08	
				PREVAILING TRADING SENTIMENT									
				<input type="radio"/> BULLISH 15 %			<input checked="" type="radio"/> BEARISH 80 %			<input type="radio"/> NEUTRAL 5%			
RK - RANK		LTP - LAST TRADED PRICE		LE - LONG ENTRY		LX - LONG EXIT		SE - SHORT ENTRY		SX - SHORT EXIT			