




NIFTY INDEX FUTURES RECOMMENDATION				Day's Best Futures RELIANCE				Day's Best Cash TISCO					
PREVAILING TREND	Up	SINCE		11	18	25	2	9	11	18	25	2	9
		DATE	LEVEL										
LTP	JUNE	06/19/2007	4,179.45	BUY ABOVE				BUY ABOVE					
TODAY'S LEVEL		ENTRY	-	1718.55				603.80					
		EXIT	4,189.25										
		ENTRY	4,189.25										
		EXIT	4,249.95										
NSE TOP 10				STOCK FUTURES RECOMMENDATION				25-Jun-07					
MODE	DATE	LEVEL	SCRIP	RK-TRADE	RK-BUY	RK-SELL	EXPIRY	LTP	LE	LX	SE	SX	
Up	13-Jun-07	978.70	RELIANCE CAPIT	1	-	5	28-Jun-07	1,104.10	-	1,031.90	1,031.90	1,109.55	
Down	25-Jun-07	1,448.10	SBI	2	3	-	28-Jun-07	1,450.10	1,464.40	1,435.05	-	1,464.40	
Down	22-Jun-07	1,719.00	RELIANCE	3	1	-	28-Jun-07	1,713.00	1,718.55	1,701.50	-	1,718.55	
Up	19-Jun-07	100.85	IDBI	4	-	3	28-Jun-07	109.55	-	103.40	103.40	110.70	
Down	21-Jun-07	602.95	TISCO	5	2	-	28-Jun-07	598.05	603.05	591.55	-	603.05	
Up	13-Jun-07	592.95	CENTURYTEX	6	-	4	28-Jun-07	660.00	-	620.45	620.45	667.45	
Up	22-Jun-07	168.95	HINDALCO	7	-	2	28-Jun-07	171.00	-	166.80	166.80	171.85	
Down	21-Jun-07	470.00	SATYAM	8	5	-	28-Jun-07	455.80	466.90	451.15	-	466.90	
Down	22-Jun-07	1,429.95	BHEL	9	4	-	28-Jun-07	1,446.70	1,465.05	1,405.45	-	1,465.05	
Up	19-Jun-07	656.95	TATAMOTORS	10	-	1	28-Jun-07	675.10	-	672.10	672.10	684.95	
NSE TOP 10				STOCK CASH RECOMMENDATION				25-Jun-07					
MODE	DATE	LEVEL	SCRIP	RK-TRADE	RK-BUY	RK-SELL	EXPIRY	LTP	LE	LX	SE	SX	
Down	25-Jun-07	1,444.95	SBI	1	3	-	-	1,447.10	1,460.05	1,434.00	-	1,460.05	
Down	21-Jun-07	1,721.95	RELIANCE	2	2	-	-	1,708.50	1,714.05	1,696.75	-	1,714.05	
Down	19-Jun-07	1,975.35	INFOSYS	3	6	-	-	1,932.50	1,962.95	1,918.95	-	1,962.95	
Up	19-Jun-07	100.00	IDBI	4	-	3	-	109.15	-	107.45	107.45	110.45	
Down	22-Jun-07	134.75	SAIL	5	4	-	-	133.25	134.75	131.50	-	134.75	
Down	22-Jun-07	605.45	TISCO	6	1	-	-	602.00	603.80	593.15	-	603.80	
Down	22-Jun-07	1,429.85	BHEL	7	5	-	-	1,448.00	1,468.95	1,430.05	-	1,468.95	
Up	25-Jun-07	687.55	TATAMOTORS	8	-	1	-	677.00	-	673.10	673.10	690.55	
Side	25-Jun-07	460.15	SATYAM	9	7	2	-	454.10	479.75	449.95	449.95	479.75	
Up	22-Jun-07	168.45	HINDALCO	10	-	4	-	171.45	-	166.65	166.65	172.00	
				PREVAILING TRADING SENTIMENT									
				<input checked="" type="radio"/> BULLISH 40 %			<input checked="" type="radio"/> BEARISH 55 %			<input type="radio"/> NEUTRAL 5%			
RK - RANK		LTP - LAST TRADED PRICE		LE - LONG ENTRY		LX - LONG EXIT		SE - SHORT ENTRY		SX - SHORT EXIT			