







NIFTY INDEX FUTURES RECOMMENDATION					Day's Best Futures IDBI					Day's Best Cash SBI				
PREVAILING TREND	Up	SINCE				130	BUY ABOVE	120.50	130	BUY ABOVE	1580.05	1800		
		DATE	LEVEL											
LTP	JULY	4,405.00	AUG	4392.35										
TODAY'S LEVEL		ENTRY												
		EXIT			4,379.95									
		ENTRY			4,379.95									
		EXIT			4,409.95									
NSE TOP 10					STOCK FUTURES RECOMMENDATION					9-Jul-07				
MODE	DATE	LEVEL	SCRIP	RK-TRADE	RK-BUY	RK-SELL	EXPIRY	LTP	LE	LX	SE	SX		
Up	6-Jul-07	1,148.05	RELIANCE CAPIT	1	-	1	26-Jul-07	1,162.55	-	1,154.95	1,154.95	1,169.05		
Up	29-Jun-07	1,497.00	SBI	2	-	4	26-Jul-07	1,586.00	-	1,546.30	1,546.30	1,592.95		
Down	9-Jul-07	116.50	IDBI	3	1	-	26-Jul-07	120.00	120.50	115.65	-	120.50		
Up	4-Jul-07	608.50	TISCO	4	-	3	26-Jul-07	631.70	-	616.55	616.55	636.45		
Down	9-Jul-07	1,712.95	RELIANCE	5	2	-	26-Jul-07	1,716.10	1,728.05	1,706.10	-	1,728.05		
Up	29-Jun-07	916.90	ACC	6	-	7	26-Jul-07	1,042.00	-	963.15	963.15	1,046.95		
Up	29-Jun-07	688.85	CENTURYTEX	7	-	5	26-Jul-07	719.00	-	693.05	693.05	726.55		
Down	9-Jul-07	974.40	ICICIBANK	8	3	-	26-Jul-07	978.85	993.05	972.40	-	993.05		
Up	9-Jul-07	226.80	BANKOFINDIA	9	-	6	26-Jul-07	232.50	-	221.95	221.95	233.95		
Up	9-Jul-07	873.90	ONGC	10	-	2	26-Jul-07	875.50	-	865.15	865.15	878.05		
NSE TOP 10					STOCK CASH RECOMMENDATION					9-Jul-07				
MODE	DATE	LEVEL	SCRIP	RK-TRADE	RK-BUY	RK-SELL	EXPIRY	LTP	LE	LX	SE	SX		
Side	6-Jul-07	1,578.05	SBI	1	1	5	-	1,575.00	1,580.05	1,535.95	1,535.95	1,580.05		
Up	28-Jun-07	860.05	ACC	2	-	6	-	1,045.10	-	1,010.95	1,010.95	1,055.05		
Up	6-Jul-07	1,725.05	RELIANCE	3	-	2	-	1,710.25	-	1,700.95	1,700.95	1,719.50		
Down	9-Jul-07	115.75	IDBI	4	3	-	-	119.10	119.75	115.00	-	119.75		
Up	4-Jul-07	605.85	TISCO	5	-	4	-	627.15	-	613.20	613.20	632.05		
Up	9-Jul-07	2,000.00	INFOSYS	6	-	1	-	1,994.80	-	1,986.30	1,986.30	2,009.45		
Down	9-Jul-07	969.45	ICICIBANK	7	4	-	-	969.50	983.75	952.60	-	983.75		
Up	29-Jun-07	1,510.05	BHEL	8	-	3	-	1,575.00	-	1,555.00	1,555.00	1,594.75		
Up	6-Jul-07	473.95	SATYAM	9	-	7	-	490.00	-	473.20	473.20	499.05		
Down	6-Jul-07	130.45	SAIL	10	2	-	-	133.20	133.85	129.30	-	133.85		
PREVAILING TRADING SENTIMENT														
		 BULLISH		65 %		 BEARISH		30 %		 NEUTRAL		5%		
RK - RANK		LTP - LAST TRADED PRICE		LE - LONG ENTRY		LX - LONG EXIT		SE - SHORT ENTRY		SX - SHORT EXIT				