







NIFTY INDEX FUTURES RECOMMENDATION					Day's Best Futures REL					Day's Best Cash SBI					
PREVAILING TREND	Side	SINCE			813.85	900	BUY ABOVE	1575.05	1650	1600	1550	August	August		
		DATE	LEVEL												
LTP	AUG	07/26/2007	4,579.00	SEP	4564.00	16	23	30	6	16	23	30	6		
TODAY'S LEVEL		ENTRY	4,599.05		August	August									
		EXIT	4,535.25												
		ENTRY	4,535.25												
		EXIT	4,599.05												
<b>NSE TOP 10 STOCK FUTURES RECOMMENDATION</b>					<b>26-Jul-07</b>										
MODE	DATE	LEVEL	SCRIP	RK-TRADE	RK-BUY	RK-SELL	EXPIRY	LTP	LE	LX	SE	SX			
Side	26-Jul-07	1,955.00	RELIANCE	1	3	5	30-Aug-07	1,955.00	1,967.75	1,932.05	1,932.05	1,967.75			
Side	26-Jul-07	1,295.90	RELIANCE CAPIT	2	4	9	30-Aug-07	1,295.90	1,311.05	1,251.55	1,251.55	1,311.05			
Side	26-Jul-07	710.45	TISCO	3	5	7	30-Aug-07	710.45	722.05	698.95	698.95	722.05			
Side	26-Jul-07	1,565.70	SBI	4	7	1	30-Aug-07	1,565.70	1,593.05	1,558.05	1,558.05	1,593.05			
Side	26-Jul-07	811.00	REL	5	1	10	30-Aug-07	811.00	813.85	746.95	746.95	813.85			
Side	26-Jul-07	1,015.00	ACC	6	10	8	30-Aug-07	1,015.00	1,075.55	996.95	996.95	1,075.55			
Side	26-Jul-07	114.85	IDBI	7	2	6	30-Aug-07	114.85	115.55	113.00	113.00	115.55			
Side	26-Jul-07	183.85	HINDALCO	8	8	2	30-Aug-07	183.85	187.20	182.95	182.95	187.20			
Side	26-Jul-07	954.00	ICICIBANK	9	6	3	30-Aug-07	958.40	975.05	951.95	951.95	975.05			
Side	26-Jul-07	705.15	CENTURYTEX	10	9	4	30-Aug-07	705.15	722.05	698.95	698.95	722.05			
<b>NSE TOP 10 STOCK CASH RECOMMENDATION</b>					<b>28-Jul-07</b>										
MODE	DATE	LEVEL	SCRIP	RK-TRADE	RK-BUY	RK-SELL	EXPIRY	LTP	LE	LX	SE	SX			
Up	26-Jul-07	1,912.05	RELIANCE	1	-	2	-	1,941.95	-	1,905.95	1,905.95	1,948.55			
Up	25-Jul-07	1,979.95	INFOSYS	2	-	3	-	2,034.35	-	1,994.95	1,994.95	2,050.05			
Down	25-Jul-07	155.95	SAIL	3	2	-	-	156.45	158.85	151.25	-	158.85			
Down	20-Jul-07	1,119.95	ACC	4	6	-	-	1,025.50	1,083.05	1,006.95	-	1,083.05			
Down	26-Jul-07	746.20	REL	5	3	-	-	800.90	815.05	727.95	-	815.05			
Down	25-Jul-07	1,567.20	SBI	6	1	-	-	1,551.80	1,575.05	1,541.55	-	1,575.05			
Up	26-Jul-07	1,260.00	RELIANCE CAPIT	7	-	4	-	1,295.60	-	1,246.95	1,246.95	1,304.05			
Up	26-Jul-07	112.20	IDBI	8	-	1	-	113.60	-	111.60	111.60	114.30			
Down	25-Jul-07	490.95	SATYAM	9	5	-	-	494.85	507.05	488.95	-	507.05			
Down	24-Jul-07	709.95	TISCO	10	4	-	-	703.65	717.95	696.95	-	717.95			
<div style="display: flex; justify-content: space-between;"> <div style="text-align: center;">  </div> <div style="text-align: center;"> <b>PREVAILING TRADING SENTIMENT</b> </div> </div> <div style="display: flex; justify-content: space-around; margin-top: 5px;"> <span> BULLISH 20 %</span> <span> BEARISH 30 %</span> <span> NEUTRAL 50 %</span> </div>															
RK - RANK				LE - LONG ENTRY			LX - LONG EXIT			SE - SHORT ENTRY			SX - SHORT EXIT		