




| NIFTY INDEX FUTURES RECOMMENDATION  |   |            |                         |          | Day's Best Futures NTPC             |                 |           | Day's Best Cash REL |                |                  |          |                  |      |     |                 |         |  |
|---|---|------------|-------------------------|----------|-------------------------------------|-----------------|-----------|---------------------|----------------|------------------|----------|------------------|------|-----|-----------------|---------|--|
| PREVAILING TREND  | Up  | SINCE      |                         |          | 17                                  | 24              | 1         | 8                   | 175            | 180              | 185      | 190              | 195  | 200 | 205             |         |  |
|   |   | DATE       | LEVEL                   |          |                                     |                 |           |                     |                |                  |          |                  |      |     |                 | October |  |
| LTP   | SEP   | 09/18/2007 | 4,544.05                |          | SELL BELOW<br>190.30                |                 |           |                     |                |                  |          |                  |      |     |                 |         |  |
| TODAY'S LEVEL   |  | ENTRY      | -                       |          | SELL BELOW<br>1006.90               |                 |           |                     |                |                  |          |                  |      |     |                 |         |  |
|   |   | EXIT       | 4,736.65                |          | 17                                  | 24              | 1         | 8                   | 900            | 950              | 1000     | 1050             | 1100 |     |                 |         |  |
|   |  | ENTRY      | 4,736.65                |          |                                     |                 |           |                     |                |                  |          |                  |      |     |                 |         |  |
|   |   | EXIT       | 4,994.50                |          |                                     |                 |           |                     |                |                  |          |                  |      |     |                 |         |  |
| <b>NSE TOP 10</b>   |   |            |                         |          | <b>STOCK FUTURES RECOMMENDATION</b> |                 |           |                     |                | <b>26-Sep-07</b> |          |                  |      |     |                 |         |  |
| MODE  | DATE  | LEVEL      | SCRIP                   | RK-TRADE | RK-BUY                              | RK-SELL         | EXPIRY    | LTP                 | LE             | LX               | SE       | SX               |      |     |                 |         |  |
| Up  | 11-Sep-07   | 1,251.00   | RELIANCE CAPIT          | 1        | -                                   | 2               | 27-Sep-07 | 1,512.65            | -              | 1,488.85         | 1,488.85 | 1,564.05         |      |     |                 |         |  |
| Up  | 3-Sep-07  | 795.05     | REL                     | 2        | -                                   | 4               | 27-Sep-07 | 1,037.90            | -              | 1,005.65         | 1,005.65 | 1,106.00         |      |     |                 |         |  |
| Up  | 11-Sep-07   | 1,999.95   | RELIANCE                | 3        | -                                   | 7               | 27-Sep-07 | 2,335.00            | -              | 2,215.35         | 2,215.35 | 2,408.90         |      |     |                 |         |  |
| Up  | 26-Sep-07   | 1,848.65   | SBI                     | 4        | -                                   | 5               | 27-Sep-07 | 1,858.00            | -              | 1,790.45         | 1,790.45 | 1,881.40         |      |     |                 |         |  |
| Up  | 18-Sep-07   | 135.95     | IDBI                    | 5        | -                                   | 8               | 27-Sep-07 | 155.50              | -              | 145.30           | 145.30   | 159.65           |      |     |                 |         |  |
| Down  | 25-Sep-07   | 737.95     | TISCO                   | 6        | 1                                   | -               | 27-Sep-07 | 756.45              | 764.95         | 746.00           | -        | 764.95           |      |     |                 |         |  |
| Up  | 14-Sep-07   | 903.90     | ICICIBANK               | 7        | -                                   | 6               | 27-Sep-07 | 1,035.00            | -              | 992.20           | 992.20   | 1,038.05         |      |     |                 |         |  |
| Up  | 24-Sep-07   | 189.80     | NTPC                    | 8        | -                                   | 1               | 27-Sep-07 | 191.80              | -              | 190.30           | 190.30   | 196.05           |      |     |                 |         |  |
| Down  | 26-Sep-07   | 833.85     | CENTURYTEX              | 9        | 2                                   | -               | 27-Sep-07 | 836.55              | 853.05         | 831.50           | -        | 853.05           |      |     |                 |         |  |
| Up  | 25-Sep-07   | 1,155.05   | ACC                     | 10       | -                                   | 3               | 27-Sep-07 | 1,171.00            | -              | 1,145.05         | 1,145.05 | 1,177.60         |      |     |                 |         |  |
| <b>NSE TOP 10</b>   |   |            |                         |          | <b>STOCK CASH RECOMMENDATION</b>    |                 |           |                     |                | <b>26-Sep-07</b> |          |                  |      |     |                 |         |  |
| MODE  | DATE  | LEVEL      | SCRIP                   | RK-TRADE | RK-BUY                              | RK-SELL         | EXPIRY    | LTP                 | LE             | LX               | SE       | SX               |      |     |                 |         |  |
| Up  | 11-Sep-07   | 1,995.05   | RELIANCE                | 1        | -                                   | 7               | -         | 2,325.20            | -              | 2,220.90         | 2,220.90 | 2,415.05         |      |     |                 |         |  |
| Up  | 11-Sep-07   | 868.95     | REL                     | 2        | -                                   | 1               | -         | 1,034.90            | -              | 1,006.90         | 1,006.90 | 1,104.95         |      |     |                 |         |  |
| Up  | 11-Sep-07   | 1,246.05   | RELIANCE CAPIT          | 3        | -                                   | 9               | -         | 1,503.00            | -              | 1,400.65         | 1,400.65 | 1,560.95         |      |     |                 |         |  |
| Up  | 14-Sep-07   | 903.00     | ICICIBANK               | 4        | -                                   | 3               | -         | 1,029.00            | -              | 994.05           | 994.05   | 1,032.95         |      |     |                 |         |  |
| Up  | 18-Sep-07   | 134.95     | IDBI                    | 5        | -                                   | 8               | -         | 155.60              | -              | 145.20           | 145.20   | 159.05           |      |     |                 |         |  |
| Up  | 26-Sep-07   | 1,847.75   | SBI                     | 6        | -                                   | 6               | -         | 1,854.30            | -              | 1,788.05         | 1,788.05 | 1,879.05         |      |     |                 |         |  |
| Up  | 19-Sep-07   | 174.30     | SAIL                    | 7        | -                                   | 10              | -         | 201.90              | -              | 187.95           | 187.95   | 204.85           |      |     |                 |         |  |
| Up  | 26-Sep-07   | 1,795.05   | INFOSYS                 | 8        | -                                   | 5               | -         | 1,833.80            | -              | 1,769.95         | 1,769.95 | 1,834.75         |      |     |                 |         |  |
| Up  | 19-Sep-07   | 722.60     | TISCO                   | 9        | -                                   | 2               | -         | 753.90              | -              | 731.95           | 731.95   | 763.05           |      |     |                 |         |  |
| Up  | 26-Sep-07   | 2,418.85   | HDFC                    | 10       | -                                   | 4               | -         | 2,478.00            | -              | 2,392.45         | 2,392.45 | 2,544.75         |      |     |                 |         |  |
| <div style="display: flex; justify-content: space-between; align-items: center;"> <div style="text-align: center;">  </div> <div style="text-align: center;"> <p>PREVAILING TRADING SENTIMENT</p> <p> <input checked="" type="radio"/> BULLISH 90 %           <input type="radio"/> BEARISH 10 %           <input type="radio"/> NEUTRAL 0%         </p> </div> </div> |   |            |                         |          |                                     |                 |           |                     |                |                  |          |                  |      |     |                 |         |  |
| RK - RANK   |   |            | LTP - Last Traded Price |          |                                     | LE - LONG ENTRY |           |                     | LX - LONG EXIT |                  |          | SE - SHORT ENTRY |      |     | SX - SHORT EXIT |         |  |