






| NIFTY INDEX FUTURES RECOMMENDATION | | | | Day's Best Futures REL | | | | Day's Best Cash REL | | | | | |
|---|---|-------------------------|----------------|-------------------------------------|--------|----------------|-----------|---------------------|----------|-----------------|--------|------------------|----------|
| PREVAILING TREND | Down | SINCE | | 14 | 21 | 28 | 4 | 14 | 21 | 28 | 4 | | |
| | | DATE | LEVEL | | | | | | | | | February | February |
| LTP | JAN | 4,920.00 | FEB 4920.00 | BUY ABOVE 1765.05 | | | | BUY ABOVE 1779.50 | | | | | |
| TODAY'S LEVEL |  | ENTRY | 5,232.55 | | | | | | | | | | |
| | | EXIT | 4,419.95 | | | | | | | | | | |
| |  | ENTRY | - | | | | | | | | | | |
| | | EXIT | 5,232.55 | | | | | | | | | | |
| NSE TOP 10 | | | | STOCK FUTURES RECOMMENDATION | | | | | | | | 22-Jan-08 | |
| MODE | DATE | LEVEL | SCRIP | RK-TRADE | RK-BUY | RK-SELL | EXPIRY | LTP | LE | LX | SE | SX | |
| Down | 18-Jan-08 | 2,187.95 | REL | 1 | 1 | - | 31-Jan-08 | 1,711.00 | 1,765.05 | 1,099.95 | - | 1,765.05 | |
| Down | 18-Jan-08 | 2,998.70 | RELIANCE | 2 | 5 | - | 31-Jan-08 | 2,375.00 | 2,628.70 | 2,103.20 | - | 2,628.70 | |
| Down | 15-Jan-08 | 2,774.75 | RELIANCE CAPIT | 3 | 7 | - | 31-Jan-08 | 1,794.00 | 2,127.65 | 1,318.15 | - | 2,127.65 | |
| Down | 16-Jan-08 | 271.70 | NTPC | 4 | 6 | - | 31-Jan-08 | 190.25 | 218.40 | 144.95 | - | 218.40 | |
| Down | 15-Jan-08 | 1,389.95 | ICICIBANK | 5 | 4 | - | 31-Jan-08 | 1,128.50 | 1,227.05 | 1,000.00 | - | 1,227.05 | |
| Down | 18-Jan-08 | 162.90 | IDBI | 6 | 10 | - | 31-Jan-08 | 98.00 | 132.70 | 89.00 | - | 132.70 | |
| Down | 7-Jan-08 | 929.95 | TISCO | 7 | 2 | - | 31-Jan-08 | 660.00 | 693.05 | 509.95 | - | 693.05 | |
| Down | 18-Jan-08 | 2,384.95 | SBI | 8 | 3 | - | 31-Jan-08 | 2,115.00 | 2,240.05 | 1,800.50 | - | 2,240.05 | |
| Down | 18-Jan-08 | 1,234.95 | ONGC | 9 | 8 | - | 31-Jan-08 | 975.00 | 1,190.05 | 896.90 | - | 1,190.05 | |
| Down | 16-Jan-08 | 187.00 | MTNL | 10 | 9 | - | 31-Jan-08 | 116.25 | 156.50 | 112.95 | - | 156.50 | |
| NSE TOP 10 | | | | STOCK CASH RECOMMENDATION | | | | | | | | 22-Jan-08 | |
| MODE | DATE | LEVEL | SCRIP | RK-TRADE | RK-BUY | RK-SELL | EXPIRY | LTP | LE | LX | SE | SX | |
| Down | 18-Jan-08 | 2,975.00 | RELIANCE | 1 | 5 | - | - | 2,360.70 | 2,639.55 | 2,119.95 | - | 2,639.55 | |
| Down | 18-Jan-08 | 2,170.95 | REL | 2 | 1 | - | - | 1,740.00 | 1,779.50 | 1,210.00 | - | 1,779.50 | |
| Down | 15-Jan-08 | 2,751.35 | RELIANCE CAPIT | 3 | 7 | - | - | 1,804.75 | 2,117.20 | 1,309.95 | - | 2,117.20 | |
| Down | 18-Jan-08 | 1,276.50 | ICICIBANK | 4 | 2 | - | - | 1,130.00 | 1,193.90 | 1,001.60 | - | 1,193.90 | |
| Down | 18-Jan-08 | 1,234.70 | ONGC | 5 | 6 | - | - | 978.85 | 1,100.05 | 829.95 | - | 1,100.05 | |
| Down | 18-Jan-08 | 162.85 | IDBI | 6 | 9 | - | - | 99.25 | 132.80 | 89.95 | - | 132.80 | |
| Down | 18-Jan-08 | 241.00 | SAIL | 7 | 4 | - | - | 189.00 | 208.55 | 164.95 | - | 208.55 | |
| Up | 22-Jan-08 | 780.05 | TISCO | 8 | - | 1 | - | 682.00 | - | 537.95 | 537.95 | 859.65 | |
| Down | 15-Jan-08 | 2,437.95 | BHEL | 9 | 3 | - | - | 2,025.00 | 2,155.05 | 1,799.95 | - | 2,155.05 | |
| Down | 16-Jan-08 | 1,519.65 | TATAPOWER | 10 | 8 | - | - | 1,070.00 | 1,312.50 | 1,039.95 | - | 1,312.50 | |
|    | | | | PREVAILING TRADING SENTIMENT | | | | | | | | | |
| | | | | ● BULLISH 5 % | | ● BEARISH 95 % | | ● NEUTRAL 0% | | | | | |
| RK - RANK | | LTP - Last Traded Price | | LE - LONG ENTRY | | LX - LONG EXIT | | SE - SHORT ENTRY | | SX - SHORT EXIT | | | |