





NIFTY INDEX FUTURES RECOMMENDATION				Day's Best Futures TISCO				Day's Best Cash BHEL							
PREVAILING TREND	Side	SINCE		21	28	4	11	21	28	4	11				
		DATE	LEVEL												
LTP	FEB	5,090.00	MAR	5085.00	BUY ABOVE 739.80				SELL BELOW 2044.95						
TODAY'S LEVEL		ENTRY	5,243.05		February				February						
		EXIT	5,044.95												
		ENTRY	5,044.95												
		EXIT	5,243.05												
<b>NSE TOP 10</b>				<b>STOCK FUTURES RECOMMENDATION</b>								<b>31-Jan-08</b>			
MODE	DATE	LEVEL	SCRIP	RK-TRADE	RK-BUY	RK-SELL	EXPIRY	LTP	LE	LX	SE	SX			
Side	31-Jan-08	1,994.35	REL	1	2	9	28-Feb-08	1,999.35	2,050.05	1,903.00	1,903.00	2,050.05			
Side	31-Jan-08	2,456.55	RELIANCE	2	3	8	28-Feb-08	2,500.00	2,585.85	2,391.10	2,391.10	2,585.85			
Side	31-Jan-08	1,911.00	RELIANCE CAPIT	3	8	7	28-Feb-08	1,911.00	2,015.05	1,851.55	1,851.55	2,015.05			
Side	31-Jan-08	194.60	NTPC	4	7	4	28-Feb-08	194.60	205.05	190.35	190.35	205.05			
Side	31-Jan-08	1,150.10	ICICIBANK	5	10	2	28-Feb-08	1,150.10	1,218.95	1,136.95	1,136.95	1,218.95			
Side	31-Jan-08	735.95	TISCO	6	1	10	28-Feb-08	738.00	739.80	693.45	693.45	739.80			
Side	31-Jan-08	114.00	IDBI	7	4	6	28-Feb-08	114.00	118.45	110.50	110.50	118.45			
Side	31-Jan-08	2,150.00	SBI	8	5	1	28-Feb-08	2,150.00	2,253.55	2,138.55	2,138.55	2,253.55			
Side	31-Jan-08	977.00	ONGC	9	6	5	28-Feb-08	977.00	1,027.95	950.95	950.95	1,027.95			
Side	31-Jan-08	117.50	MTNL	10	9	3	28-Feb-08	117.50	123.95	115.95	115.95	123.95			
<b>NSE TOP 10</b>				<b>STOCK CASH RECOMMENDATION</b>								<b>31-Jan-08</b>			
MODE	DATE	LEVEL	SCRIP	RK-TRADE	RK-BUY	RK-SELL	EXPIRY	LTP	LE	LX	SE	SX			
Down	30-Jan-08	2,540.30	RELIANCE	1	3	-	-	2,495.00	2,569.75	2,370.95	-	2,569.75			
Down	30-Jan-08	2,052.30	REL	2	2	-	-	1,985.00	2,044.05	1,899.95	-	2,044.05			
Down	30-Jan-08	2,011.25	RELIANCE CAPIT	3	8	-	-	1,894.05	1,998.50	1,835.35	-	1,998.50			
Down	29-Jan-08	1,199.95	ICICIBANK	4	9	-	-	1,147.00	1,212.05	1,131.05	-	1,212.05			
Down	31-Jan-08	213.95	SAIL	5	6	-	-	215.00	226.05	211.55	-	226.05			
Down	30-Jan-08	984.00	ONGC	6	1	-	-	1,018.00	1,035.05	969.95	-	1,035.05			
Down	30-Jan-08	120.45	IDBI	7	5	-	-	113.40	117.95	109.95	-	117.95			
Down	30-Jan-08	2,220.05	SBI	8	4	-	-	2,165.00	2,247.75	2,135.95	-	2,247.75			
Up	29-Jan-08	2,137.70	BHEL	9	-	1	-	2,065.00	-	2,044.95	2,044.95	2,105.05			
Down	31-Jan-08	316.95	SUZLON	10	7	-	-	312.55	328.95	299.95	-	328.95			
				PREVAILING TRADING SENTIMENT											
				<input type="radio"/> BULLISH		5 %		<input checked="" type="radio"/> BEARISH		45 %		<input type="radio"/> NEUTRAL		50%	
RK - RANK		LTP - Last Traded Price		LE - LONG ENTRY		LX - LONG EXIT		SE - SHORT ENTRY		SX - SHORT EXIT					