










NIFTY INDEX FUTURES RECOMMENDATION					Day's Best Futures REL				Day's Best Cash REL						
PREVAILING TREND	Down	SINCE			2072.75	2250	2200	2150	2100	2300	2200	2100	2000	1900	1800
		DATE	LEVEL												
LTP	FEB	02/06/2008	5,255.00		2050	2000	1950	1900	1850	1800	28	4	11	18	
TODAY'S LEVEL		ENTRY	5,344.85		February										
		EXIT	5,233.00												
		ENTRY	-												
		EXIT	5,344.85												
NSE TOP 10 STOCK FUTURES RECOMMENDATION					6-Feb-08										
MODE	DATE	LEVEL	SCRIP	RK-TRADE	RK-BUY	RK-SELL	EXPIRY	LE	LX	SE	SX				
Down	6-Feb-08	1,940.00	REL	1	1	-	28-Feb-08	2,059.95	2,072.75	1,931.15	-	2,072.75			
Down	6-Feb-08	2,550.00	RELIANCE	2	3	-	28-Feb-08	2,547.00	2,579.95	2,515.05	-	2,579.95			
Down	6-Feb-08	1,989.95	RELIANCE CAPIT	3	7	-	28-Feb-08	1,964.90	2,007.50	1,925.15	-	2,007.50			
Down	6-Feb-08	212.50	NTPC	4	8	-	28-Feb-08	216.00	221.75	208.95	-	221.75			
Down	5-Feb-08	1,195.95	ICICIBANK	5	6	-	28-Feb-08	1,150.00	1,174.00	1,135.95	-	1,174.00			
Up	1-Feb-08	739.80	TISCO	6	-	1	28-Feb-08	797.35	-	785.95	785.95	821.05			
Down	6-Feb-08	2,195.00	SBI	7	2	-	28-Feb-08	2,180.00	2,207.95	2,147.95	-	2,207.95			
Down	6-Feb-08	115.15	IDBI	8	5	-	28-Feb-08	120.95	122.80	112.35	-	122.80			
Down	6-Feb-08	1,028.00	ONGC	9	9	-	28-Feb-08	1,017.80	1,050.05	1,010.55	-	1,050.05			
Down	6-Feb-08	122.80	MTNL	10	4	-	28-Feb-08	125.25	127.05	121.15	-	127.05			
NSE TOP 10 STOCK CASH RECOMMENDATION					6-Feb-08										
MODE	DATE	LEVEL	SCRIP	RK-TRADE	RK-BUY	RK-SELL	EXPIRY	LE	LX	SE	SX				
Down	6-Feb-08	2,559.90	RELIANCE	1	2	-	-	2,548.00	2,570.05	2,501.25	-	2,570.05			
Down	5-Feb-08	1,971.50	REL	2	1	-	-	2,061.00	2,071.05	1,920.15	-	2,071.05			
Down	6-Feb-08	1,969.95	RELIANCE CAPIT	3	6	-	-	1,957.00	2,000.05	1,920.00	-	2,000.05			
Down	5-Feb-08	1,192.00	ICICIBANK	4	5	-	-	1,152.05	1,173.35	1,116.40	-	1,173.35			
Down	5-Feb-08	225.45	SAIL	5	9	-	-	220.15	228.05	213.95	-	228.05			
Down	6-Feb-08	1,029.15	ONGC	6	8	-	-	1,025.00	1,055.75	1,019.95	-	1,055.75			
Down	6-Feb-08	116.95	IDBI	7	4	-	-	120.65	122.30	114.05	-	122.30			
Down	6-Feb-08	2,199.00	SBI	8	3	-	-	2,186.00	2,205.05	2,137.50	-	2,205.05			
Down	6-Feb-08	2,044.70	BHEL	9	7	-	-	2,021.00	2,067.05	1,982.30	-	2,067.05			
Down	5-Feb-08	1,604.95	INFOSYS	10	10	-	-	1,520.00	1,574.95	1,499.95	-	1,574.95			
  3 BULLISH  5 %  BEARISH  95 %  NEUTRAL  0%															
RK - RANK		LTP - Last Traded Price		LE - LONG ENTRY		LX - LONG EXIT		SE - SHORT ENTRY		SX - SHORT EXIT					