

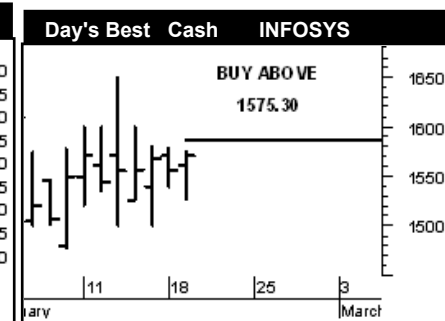
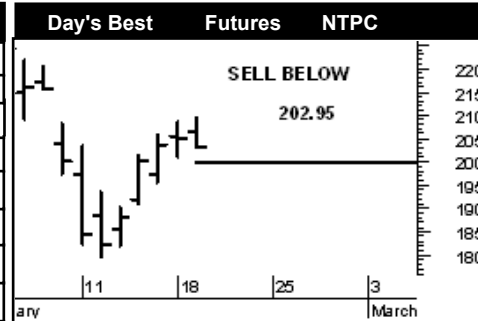





NIFTY INDEX FUTURES RECOMMENDATION				
PREVAILING TREND	Up	SINCE		
		DATE	LEVEL	
LTP	FEB	02/13/2008	4,928.05	
TODAY'S LEVEL		ENTRY	-	
		EXIT	5,244.95	
		ENTRY	5,244.95	
		EXIT	5,367.55	



NSE TOP 10 STOCK FUTURES RECOMMENDATION												
MODE	DATE	LEVEL	SCRIP	RK-TRADE	RK-BUY	RK-SELL	EXPIRY	LTP	LE	LX	SE	SX
Down	8-Feb-08	1,993.00	REL	1	4	-	28-Feb-08	1,618.00	1,730.05	1,606.00	-	1,730.05
Side	19-Feb-08	2,145.05	RELIANCE CAPIT	2	2	6	28-Feb-08	2,156.00	2,194.90	2,038.45	2,038.45	2,194.90
Down	19-Feb-08	2,540.00	RELIANCE	3	3	-	28-Feb-08	2,536.00	2,620.05	2,535.95	-	2,620.05
Up	14-Feb-08	192.00	NTPC	4	-	1	28-Feb-08	203.05	-	202.95	202.95	209.45
Up	18-Feb-08	1,197.75	ICICIBANK	5	-	5	28-Feb-08	1,208.00	-	1,185.95	1,185.95	1,250.05
Up	18-Feb-08	827.00	TISCO	6	-	2	28-Feb-08	812.90	-	807.50	807.50	839.55
Up	13-Feb-08	2,106.05	SBI	7	-	3	28-Feb-08	2,266.00	-	2,250.20	2,250.20	2,292.95
Up	14-Feb-08	162.05	HINDALCO	8	-	7	28-Feb-08	180.50	-	167.75	167.75	188.65
Up	18-Feb-08	122.00	IDBI	9	-	4	28-Feb-08	116.90	-	115.60	115.60	121.80
Down	19-Feb-08	1,540.20	INFOSYS	10	1	-	28-Feb-08	1,571.25	1,579.75	1,531.95	-	1,579.75

NSE TOP 10 STOCK CASH RECOMMENDATION												
MODE	DATE	LEVEL	SCRIP	RK-TRADE	RK-BUY	RK-SELL	EXPIRY	LTP	LE	LX	SE	SX
Down	19-Feb-08	1,683.75	REL	1	5	-	-	1,618.00	1,740.05	1,610.95	-	1,740.05
Up	13-Feb-08	1,845.05	RELIANCE CAPIT	2	-	4	-	2,164.00	-	2,041.10	2,041.10	2,198.85
Down	19-Feb-08	2,537.95	RELIANCE	3	2	-	-	2,530.00	2,618.05	2,529.95	-	2,618.05
Up	13-Feb-08	1,096.55	ICICIBANK	4	-	1	-	1,213.00	-	1,206.10	1,206.10	1,242.85
Up	12-Feb-08	214.00	SAIL	5	-	3	-	228.80	-	225.05	225.05	234.75
Up	13-Feb-08	1,967.05	BHEL	6	-	5	-	2,223.90	-	2,079.95	2,079.95	2,269.05
Up	13-Feb-08	2,116.05	SBI	7	-	2	-	2,263.00	-	2,246.45	2,246.45	2,294.05
Down	18-Feb-08	319.30	SUZLON	8	4	-	-	316.00	334.45	314.95	-	334.45
Down	15-Feb-08	1,525.45	INFOSYS	9	1	-	-	1,570.20	1,575.30	1,526.45	-	1,575.30
Down	19-Feb-08	2,851.95	HDFC	10	3	-	-	2,838.00	2,959.05	2,825.95	-	2,959.05

		PREVAILING TRADING SENTIMENT										
		<input type="radio"/> BULLISH		55 %		<input checked="" type="radio"/> BEARISH		40 %		<input type="radio"/> NEUTRAL		5%
RK - RANK		LTP - Last Traded Price		LE - LONG ENTRY		LX - LONG EXIT		SE - SHORT ENTRY		SX - SHORT EXIT		