







NIFTY INDEX FUTURES RECOMMENDATION					Day's Best Futures TISCO			Day's Best Cash SUZLON				
PREVAILING TREND	Up	SINCE			900	BUY ABOVE 814.05	850	SELL BELOW 305.10	346	340	335	
		DATE	LEVEL									320
LTP	FEB	02/21/2008	MAR	5,218.05	11	18	25	3	11	18	25	
TODAY'S LEVEL		ENTRY	-		March			March				
		EXIT	5,080.95									
		ENTRY	5,080.95									
		EXIT	5,224.05									

NSE TOP 10 STOCK FUTURES RECOMMENDATION 21-Feb-08												
MODE	DATE	LEVEL	SCRIP	RK-TRADE	RK-BUY	RK-SELL	EXPIRY	LTP	LE	LX	SE	SX
Down	8-Feb-08	1,993.00	REL	1	5	-	28-Feb-08	1,591.05	1,637.05	1,551.10	-	1,637.05
Down	20-Feb-08	2,038.45	RELIANCE CAPIT	2	7	-	28-Feb-08	1,994.00	2,078.05	1,939.95	-	2,078.05
Down	19-Feb-08	2,540.00	RELIANCE	3	3	-	28-Feb-08	2,512.00	2,539.05	2,452.40	-	2,539.05
Down	20-Feb-08	201.05	NTPC	4	2	-	28-Feb-08	200.25	201.65	195.45	-	201.65
Down	20-Feb-08	1,185.95	ICICIBANK	5	6	-	28-Feb-08	1,146.30	1,180.10	1,108.15	-	1,180.10
Down	20-Feb-08	807.50	TISCO	6	1	-	28-Feb-08	813.75	814.05	779.95	-	814.05
Down	20-Feb-08	2,249.00	SBI	7	4	-	28-Feb-08	2,185.00	2,231.05	2,125.95	-	2,231.05
Up	14-Feb-08	162.05	HINDALCO	8	-	3	28-Feb-08	188.40	-	178.95	178.95	190.25
Up	20-Feb-08	1,579.75	INFOSYS	9	-	2	28-Feb-08	1,636.00	-	1,575.00	1,575.00	1,640.00
Up	21-Feb-08	1,007.95	ONGC	10	-	1	28-Feb-08	1,002.40	-	974.95	974.95	1,015.15

NSE TOP 10 STOCK CASH RECOMMENDATION 21-Feb-08												
MODE	DATE	LEVEL	SCRIP	RK-TRADE	RK-BUY	RK-SELL	EXPIRY	LTP	LE	LX	SE	SX
Down	20-Feb-08	2,041.10	RELIANCE CAPIT	1	6	-	-	1,989.00	2,075.05	1,941.95	-	2,075.05
Down	19-Feb-08	1,683.75	REL	2	3	-	-	1,592.00	1,640.05	1,559.95	-	1,640.05
Down	19-Feb-08	2,537.95	RELIANCE	3	1	-	-	2,502.00	2,541.05	2,461.35	-	2,541.05
Down	20-Feb-08	1,195.00	ICICIBANK	4	5	-	-	1,148.00	1,188.05	1,114.95	-	1,188.05
Up	21-Feb-08	233.55	SAIL	5	-	3	-	237.15	-	224.95	224.95	239.50
Down	21-Feb-08	2,079.95	BHEL	6	4	-	-	2,100.00	2,170.00	2,044.95	-	2,170.00
Up	20-Feb-08	1,575.30	INFOSYS	7	-	2	-	1,640.00	-	1,572.25	1,572.25	1,650.05
Up	21-Feb-08	316.15	SUZLON	8	-	1	-	308.00	-	305.10	305.10	318.05
Up	21-Feb-08	434.85	SATYAM	9	-	4	-	459.50	-	424.95	424.95	464.55
Down	20-Feb-08	2,232.10	SBI	10	2	-	-	2,179.00	2,235.05	2,124.95	-	2,235.05

		PREVAILING TRADING SENTIMENT											
		○ BULLISH		35 %		● BEARISH		65 %		● NEUTRAL		0%	
RK - RANK		LTP - Last Traded Price		LE - LONG ENTRY		LX - LONG EXIT		SE - SHORT ENTRY		SX - SHORT EXIT			