




NIFTY INDEX FUTURES RECOMMENDATION				Day's Best Futures INFOSYS		Day's Best Cash BHEL	
PREVAILING TREND	Down	SINCE		1400	1500	1600	1800
		DATE	LEVEL				
LTP	MAR	4,851.30	APR 4829.95	BUY ABOVE 1439.75		BUY ABOVE 1999.65	
TODAY'S LEVEL		ENTRY	5,023.20	3	10	17	24
		EXIT	4,699.95				
		ENTRY	-	3	10	17	24
		EXIT	5,023.20				

NSE TOP 10 STOCK FUTURES RECOMMENDATION												
MODE	DATE	LEVEL	SCRIP	RK-TRADE	RK-BUY	RK-SELL	EXPIRY	LTP	LE	LX	SE	SX
Down	29-Feb-08	1,875.10	RELIANCE CAPIT	1	5	-	27-Mar-08	1,427.50	1,603.25	1,305.15	-	1,603.25
Down	7-Mar-08	1,412.05	REL	2	4	-	27-Mar-08	1,269.00	1,325.05	1,199.95	-	1,325.05
Up	11-Mar-08	2,273.95	RELIANCE	3	-	3	27-Mar-08	2,338.00	-	2,209.95	2,209.95	2,348.45
Down	29-Feb-08	1,087.95	ICICIBANK	4	6	-	27-Mar-08	861.25	994.95	842.95	-	994.95
Up	10-Mar-08	797.75	TISCO	5	-	1	27-Mar-08	823.45	-	805.10	805.10	832.05
Down	3-Mar-08	1,945.00	SBI	6	2	-	27-Mar-08	1,902.25	1,945.30	1,853.95	-	1,945.30
Up	11-Mar-08	187.05	NTPC	7	-	4	27-Mar-08	193.15	-	181.95	181.95	194.70
Down	7-Mar-08	196.95	HINDALCO	8	3	-	27-Mar-08	195.70	200.85	191.30	-	200.85
Up	11-Mar-08	1,980.05	BHEL	9	-	2	27-Mar-08	1,979.80	-	1,880.95	1,880.95	1,999.05
Down	7-Mar-08	1,418.95	INFOSYS	10	1	-	27-Mar-08	1,430.65	1,439.75	1,401.25	-	1,439.75

NSE TOP 10 STOCK CASH RECOMMENDATION												
MODE	DATE	LEVEL	SCRIP	RK-TRADE	RK-BUY	RK-SELL	EXPIRY	LTP	LE	LX	SE	SX
Down	27-Feb-08	1,925.05	RELIANCE CAPIT	1	7	-	-	1,421.80	1,657.70	1,260.30	-	1,657.70
Down	28-Feb-08	2,570.00	RELIANCE	2	2	-	-	2,340.00	2,380.25	2,204.35	-	2,380.25
Down	7-Mar-08	1,395.00	REL	3	6	-	-	1,270.30	1,328.05	1,199.95	-	1,328.05
Down	27-Feb-08	1,106.95	ICICIBANK	4	8	-	-	859.35	1,013.55	840.35	-	1,013.55
Down	7-Mar-08	2,056.55	BHEL	5	1	-	-	1,976.00	1,999.65	1,860.35	-	1,999.65
Up	11-Mar-08	237.00	SAIL	6	-	1	-	234.95	-	232.10	232.10	240.35
Down	3-Mar-08	1,944.95	SBI	7	4	-	-	1,897.50	1,945.30	1,850.05	-	1,945.30
Down	11-Mar-08	2,510.95	HDFC	8	3	-	-	2,508.00	2,552.05	2,489.95	-	2,552.05
Up	10-Mar-08	796.45	TISCO	9	-	2	-	824.85	-	801.15	801.15	831.85
Down	11-Mar-08	399.15	SATYAM	10	5	-	-	393.95	408.55	388.05	-	408.55

		PREVAILING TRADING SENTIMENT					
		<input type="radio"/> BULLISH	30 %	<input checked="" type="radio"/> BEARISH	70 %	<input type="radio"/> NEUTRAL	0%
RK - RANK	LTP - Last Traded Price	LE - LONG ENTRY	LX - LONG EXIT	SE - SHORT ENTRY	SX - SHORT EXIT		