








NIFTY INDEX FUTURES RECOMMENDATION				Day's Best Futures INFOSYS				Day's Best Cash SBI			
PREVAILING TREND	Down	SINCE		1377.50	1650	SELL BELOW	1855.30	2150	SELL BELOW	1750	
		DATE	LEVEL								
LTP	MAR	02/29/2008	5,202.30	1377.50	1600	1377.50	1855.30	2100	1855.30	2050	
TODAY'S LEVEL		ENTRY	5,023.20	1350	1450	SELL BELOW	1855.30	1950	SELL BELOW	1850	
		EXIT	4,869.95								
		ENTRY	-	1400	1450	SELL BELOW	1855.30	1950	SELL BELOW	1850	
		EXIT	5,023.20								

NSE TOP 10 STOCK FUTURES RECOMMENDATION												
MODE	DATE	LEVEL	SCRIP	RK-TRADE	RK-BUY	RK-SELL	EXPIRY	LTP	LE	LX	SE	SX
Down	29-Feb-08	1,875.10	RELIANCE CAPIT	1	4	-	27-Mar-08	1,470.15	1,603.25	1,453.30	-	1,603.25
Up	12-Mar-08	1,339.00	REL	2	-	6	27-Mar-08	1,351.70	-	1,320.20	1,320.20	1,390.05
Up	11-Mar-08	2,273.95	RELIANCE	3	-	3	27-Mar-08	2,396.30	-	2,375.20	2,375.20	2,428.00
Down	12-Mar-08	805.10	TISCO	4	3	-	27-Mar-08	778.45	833.05	775.95	-	833.05
Down	29-Feb-08	1,087.95	ICICIBANK	5	5	-	27-Mar-08	891.00	994.95	873.95	-	994.95
Side	12-Mar-08	1,853.95	SBI	6	1	2	27-Mar-08	1,863.50	1,965.05	1,852.30	1,852.30	1,965.05
Up	11-Mar-08	187.05	NTPC	7	-	5	27-Mar-08	196.35	-	193.00	193.00	199.65
Up	12-Mar-08	206.85	HINDALCO	8	-	4	27-Mar-08	194.50	-	191.60	191.60	206.90
Up	11-Mar-08	1,980.05	BHEL	9	-	7	27-Mar-08	2,034.00	-	1,974.20	1,974.20	2,100.05
Side	12-Mar-08	1,401.25	INFOSYS	10	2	1	27-Mar-08	1,381.05	1,477.05	1,377.50	1,377.50	1,477.05

NSE TOP 10 STOCK CASH RECOMMENDATION												
MODE	DATE	LEVEL	SCRIP	RK-TRADE	RK-BUY	RK-SELL	EXPIRY	LTP	LE	LX	SE	SX
Down	27-Feb-08	1,925.05	RELIANCE CAPIT	1	3	-	-	1,473.90	1,657.70	1,449.95	-	1,657.70
Up	12-Mar-08	2,418.80	RELIANCE	2	-	2	-	2,395.00	-	2,378.95	2,378.95	2,428.45
Up	12-Mar-08	1,355.00	REL	3	-	4	-	1,356.90	-	1,324.95	1,324.95	1,393.90
Down	27-Feb-08	1,106.95	ICICIBANK	4	4	-	-	889.40	1,013.55	875.00	-	1,013.55
Up	12-Mar-08	2,030.00	BHEL	5	-	6	-	2,035.00	-	1,975.35	1,975.35	2,100.45
Down	12-Mar-08	232.10	SAIL	6	2	-	-	221.80	240.05	220.20	-	240.05
Up	11-Mar-08	271.00	SUZLON	7	-	5	-	277.50	-	269.95	269.95	282.05
Up	12-Mar-08	1,945.30	SBI	8	-	1	-	1,866.70	-	1,855.30	1,855.30	1,960.05
Up	12-Mar-08	2,573.10	HDFC	9	-	3	-	2,536.00	-	2,499.95	2,499.95	2,600.05
Down	12-Mar-08	801.15	TISCO	10	1	-	-	780.80	830.05	778.20	-	830.05

		PREVAILING TRADING SENTIMENT								NEUTRAL		10%	
		 BULLISH		55 %		 BEARISH		35 %				10%	
RK - RANK		LTP - Last Traded Price		LE - LONG ENTRY		LX - LONG EXIT		SE - SHORT ENTRY		SX - SHORT EXIT			