







NIFTY INDEX FUTURES RECOMMENDATION				Day's Best Futures INFOSYS		Day's Best Cash BHEL	
PREVAILING TREND	Up	SINCE		1306.95	SELL BELOW	1784.95	SELL BELOW
		DATE	LEVEL				
LTP	MAR	4,544.00	APR 4521.50				
TODAY'S LEVEL		ENTRY	-				
		EXIT	4,481.05				
		ENTRY	4,481.05				
		EXIT	4,635.05				

NSE TOP 10 STOCK FUTURES RECOMMENDATION 18-Mar-08												
MODE	DATE	LEVEL	SCRIP	RK-TRADE	RK-BUY	RK-SELL	EXPIRY	LTP	LE	LX	SE	SX
Down	29-Feb-08	1,875.10	RELIANCE CAPIT	1	6	-	27-Mar-08	1,061.00	1,176.20	1,049.95	-	1,176.20
Down	17-Mar-08	1,179.95	REL	2	5	-	27-Mar-08	1,220.00	1,296.05	1,160.05	-	1,296.05
Down	17-Mar-08	2,236.20	RELIANCE	3	4	-	27-Mar-08	2,146.70	2,275.05	2,132.95	-	2,275.05
Down	17-Mar-08	833.95	ICICIBANK	4	1	-	27-Mar-08	784.00	805.15	722.15	-	805.15
Down	12-Mar-08	805.10	TISCO	5	8	-	27-Mar-08	632.90	731.55	629.95	-	731.55
Down	13-Mar-08	1,771.80	SBI	6	2	-	27-Mar-08	1,592.00	1,652.05	1,587.95	-	1,652.05
Down	12-Mar-08	191.30	HINDALCO	7	7	-	27-Mar-08	161.80	183.00	158.95	-	183.00
Up	18-Mar-08	190.55	NTPC	8	-	2	27-Mar-08	191.15	-	187.25	187.25	196.05
Up	18-Mar-08	378.90	SATYAM	9	-	3	27-Mar-08	371.25	-	359.85	359.85	384.05
Side	18-Mar-08	1,311.95	INFOSYS	10	3	1	27-Mar-08	1,310.20	1,364.05	1,306.95	1,306.95	1,364.05

NSE TOP 10 STOCK CASH RECOMMENDATION 18-Mar-08												
MODE	DATE	LEVEL	SCRIP	RK-TRADE	RK-BUY	RK-SELL	EXPIRY	LTP	LE	LX	SE	SX
Down	27-Feb-08	1,925.05	RELIANCE CAPIT	1	7	-	-	1,057.05	1,173.40	1,045.85	-	1,173.40
Down	17-Mar-08	2,230.25	RELIANCE	2	3	-	-	2,135.00	2,249.85	2,119.95	-	2,249.85
Down	17-Mar-08	1,180.15	REL	3	4	-	-	1,218.00	1,290.05	1,150.05	-	1,290.05
Down	17-Mar-08	825.30	ICICIBANK	4	1	-	-	780.45	802.60	720.00	-	802.60
Down	12-Mar-08	231.10	SAIL	5	5	-	-	190.45	210.80	181.10	-	210.80
Down	13-Mar-08	2,499.95	HDFC	6	6	-	-	2,145.00	2,380.05	2,124.95	-	2,380.05
Down	13-Mar-08	1,760.00	SBI	7	2	-	-	1,584.90	1,655.05	1,580.95	-	1,655.05
Up	18-Mar-08	1,838.70	BHEL	8	-	1	-	1,800.95	-	1,784.95	1,784.95	1,920.05
Up	18-Mar-08	245.05	SUZLON	9	-	2	-	237.90	-	232.95	232.95	248.45
Down	12-Mar-08	801.15	TISCO	10	8	-	-	630.45	730.95	629.95	-	730.95

		PREVAILING TRADING SENTIMENT										
		 BULLISH	20 %	 BEARISH	75 %	 NEUTRAL	5 %					
RK - RANK		LE - LONG ENTRY			LX - LONG EXIT			SE - SHORT ENTRY		SX - SHORT EXIT		