
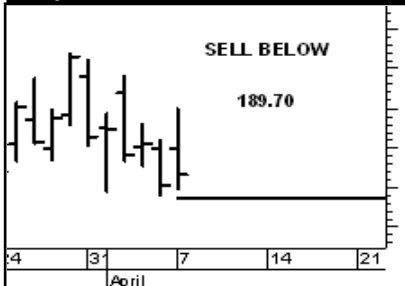
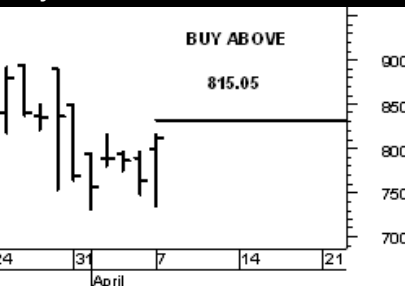




NIFTY INDEX FUTURES RECOMMENDATION					Day's Best Futures NTPC					Day's Best Cash ICICIBANK									
PREVAILING TREND	Up	SINCE				210	205	200	195	190	185	900	850	800	750	700			
		DATE	LEVEL																
LTP	APR	4,775.00	MAY	4767.50	SELL BELOW 189.70					BUY ABOVE 815.05									
TODAY'S LEVEL		ENTRY																	
		EXIT	4,656.20																
		ENTRY	4,656.20																
		EXIT	4,813.95																
<b>NSE TOP 10</b>					<b>STOCK FUTURES RECOMMENDATION</b>					<b>7-Apr-08</b>									
MODE	DATE	LEVEL	SCRIP	RK-TRADE	RK-BUY	RK-SELL	EXPIRY	LTP	LE	LX	SE	SX							
Down	3-Apr-08	1,205.95	RELIANCE CAPIT	1	1	-	24-Apr-08	1,220.60	1,243.45	1,127.00	-	1,243.45							
Up	7-Apr-08	2,417.05	RELIANCE	2	-	4	24-Apr-08	2,421.00	-	2,329.95	2,329.95	2,440.05							
Down	2-Apr-08	1,217.85	REL	3	2	-	24-Apr-08	1,164.00	1,245.25	1,141.20	-	1,245.25							
Up	4-Apr-08	669.85	TISCO	4	-	5	24-Apr-08	675.40	-	645.55	645.55	683.60							
Up	7-Apr-08	793.55	ICICIBANK	5	-	7	24-Apr-08	810.90	-	769.70	769.70	815.95							
Up	7-Apr-08	1,655.05	SBI	6	-	6	24-Apr-08	1,683.20	-	1,607.95	1,607.95	1,710.05							
Down	1-Apr-08	1,984.95	BHEL	7	3	-	24-Apr-08	1,653.00	1,848.05	1,574.95	-	1,848.05							
Up	7-Apr-08	1,530.05	INFOSYS	8	-	2	24-Apr-08	1,503.00	-	1,475.00	1,475.00	1,532.00							
Up	7-Apr-08	196.05	NTPC	9	-	1	24-Apr-08	191.60	-	189.70	189.70	200.00							
Up	7-Apr-08	173.40	HINDALCO	10	-	3	24-Apr-08	173.60	-	167.50	167.50	173.95							
<b>NSE TOP 10</b>					<b>STOCK CASH RECOMMENDATION</b>					<b>7-Apr-08</b>									
MODE	DATE	LEVEL	SCRIP	RK-TRADE	RK-BUY	RK-SELL	EXPIRY	LTP	LE	LX	SE	SX							
Down	7-Apr-08	1,154.95	RELIANCE CAPIT	1	4	-	-	1,217.45	1,237.75	1,125.05	-	1,237.75							
Up	7-Apr-08	2,414.95	RELIANCE	2	-	5	-	2,404.90	-	2,256.20	2,256.20	2,429.75							
Down	7-Apr-08	747.95	ICICIBANK	3	1	-	-	811.30	815.05	735.20	-	815.05							
Up	7-Apr-08	1,200.05	REL	4	-	2	-	1,162.85	-	1,136.80	1,136.80	1,203.05							
Down	1-Apr-08	1,979.95	BHEL	5	6	-	-	1,636.00	1,839.55	1,567.95	-	1,839.55							
Down	7-Apr-08	163.00	SAIL	6	3	-	-	168.05	170.70	160.70	-	170.70							
Down	3-Apr-08	2,423.95	HDFC	7	5	-	-	2,301.35	2,363.05	2,261.00	-	2,363.05							
Up	27-Mar-08	236.05	SUZLON	8	-	4	-	293.30	-	277.25	277.25	295.45							
Up	7-Apr-08	1,527.05	INFOSYS	9	-	1	-	1,492.05	-	1,476.20	1,476.20	1,528.45							
Side	7-Apr-08	680.45	TISCO	10	2	3	-	680.55	685.05	645.10	645.10	685.05							
PREVAILING TRADING SENTIMENT																			
		<input checked="" type="radio"/> BULLISH			55 %			<input checked="" type="radio"/> BEARISH			40 %			<input type="radio"/> NEUTRAL			5%		
RK - RANK				LE - LONG ENTRY				LX - LONG EXIT				SE - SHORT ENTRY				SX - SHORT EXIT			