





NIFTY INDEX FUTURES RECOMMENDATION					Day's Best Futures RELIANCE					Day's Best Cash RELIANCE									
PREVAILING TREND	Down	SINCE			2450	BUY ABOVE	2431.05	2450	BUY ABOVE	2431.85	2450	2450	2450						
		DATE	LEVEL											2400	2400	2400	2400		
LTP	APR	04/09/2008	4,749.30	MAY	4,736.00	2350	2350	2350	2350	2350	2350	2350							
TODAY'S LEVEL		ENTRY	4,756.85		2300	2300	2300	2300	2300	2300	2300	2300							
		EXIT	4,658.20										2250	2250	2250	2250			
		ENTRY	-		April	April	April	April											
		EXIT	4,756.85																
NSE TOP 10					STOCK FUTURES RECOMMENDATION					9-Apr-08									
MODE	DATE	LEVEL	SCRIP	RK-TRADE	RK-BUY	RK-SELL	EXPIRY	LTP	LE	LX	SE	SX							
Up	9-Apr-08	1,242.55	RELIANCE CAPIT	1	-	1	24-Apr-08	1,235.15	-	1,207.45	1,207.45	1,275.00							
Side	9-Apr-08	2,429.60	RELIANCE	2	1	5	24-Apr-08	2,425.90	2,431.05	2,352.15	2,352.15	2,431.05							
Down	2-Apr-08	1,217.85	REL	3	5	-	24-Apr-08	1,180.00	1,242.70	1,131.20	-	1,242.70							
Up	4-Apr-08	669.85	TISCO	4	-	4	24-Apr-08	673.00	-	653.05	653.05	679.80							
Up	7-Apr-08	793.55	ICICIBANK	5	-	6	24-Apr-08	842.00	-	801.95	801.95	843.05							
Up	7-Apr-08	1,655.05	SBI	6	-	2	24-Apr-08	1,700.50	-	1,662.05	1,662.05	1,705.45							
Down	1-Apr-08	1,984.95	BHEL	7	4	-	24-Apr-08	1,777.30	1,848.05	1,689.95	-	1,848.05							
Down	8-Apr-08	1,475.00	INFOSYS	8	3	-	24-Apr-08	1,480.20	1,484.95	1,442.15	-	1,484.95							
Down	8-Apr-08	189.70	NTPC	9	2	-	24-Apr-08	187.85	188.30	184.15	-	188.30							
Up	9-Apr-08	173.35	HINDALCO	10	-	3	24-Apr-08	172.70	-	167.95	167.95	173.65							
NSE TOP 10					STOCK CASH RECOMMENDATION					9-Apr-08									
MODE	DATE	LEVEL	SCRIP	RK-TRADE	RK-BUY	RK-SELL	EXPIRY	LTP	LE	LX	SE	SX							
Up	8-Apr-08	1,237.75	RELIANCE CAPIT	1	-	1	-	1,227.30	-	1,201.10	1,201.10	1,269.05							
Side	9-Apr-08	2,422.90	RELIANCE	2	1	2	-	2,425.50	2,431.85	2,351.00	2,351.00	2,431.85							
Up	8-Apr-08	815.05	ICICIBANK	3	-	5	-	836.60	-	799.95	799.95	842.05							
Side	9-Apr-08	1,185.05	REL	4	4	4	-	1,176.95	1,189.05	1,132.05	1,132.05	1,189.05							
Down	1-Apr-08	1,979.95	BHEL	5	6	-	-	1,775.80	1,839.55	1,689.95	-	1,839.55							
Down	7-Apr-08	163.00	SAIL	6	5	-	-	157.25	161.05	152.25	-	161.05							
Side	9-Apr-08	296.90	SUZLON	7	3	7	-	303.00	304.90	285.95	285.95	304.90							
Up	9-Apr-08	2,335.05	HDFC	8	-	6	-	2,403.65	-	2,279.95	2,279.95	2,449.05							
Down	8-Apr-08	1,476.20	INFOSYS	9	2	-	-	1,479.95	1,488.05	1,450.95	-	1,488.05							
Up	9-Apr-08	680.55	TISCO	10	-	3	-	678.85	-	653.20	653.20	684.05							
PREVAILING TRADING SENTIMENT																			
			<input checked="" type="radio"/> BULLISH			45 %			<input checked="" type="radio"/> BEARISH			35 %							
			<input type="radio"/> NEUTRAL			20 %			<input type="radio"/>			<input type="radio"/>							
RK - RANK				LE - LONG ENTRY				LX - LONG EXIT				SE - SHORT ENTRY				SX - SHORT EXIT			