






NIFTY INDEX FUTURES RECOMMENDATION					Day's Best	Futures	REL	Day's Best	Cash	HDFC		
PREVAILING TREND	Up	SINCE			1150	1359.75	BUY ABOVE	1150	2594.05	BUY ABOVE		
		DATE	LEVEL								2250	
LTP	APR	04/16/2008	5,035.30	MAY	5043.90							
TODAY'S LEVEL		ENTRY	-			7	15	21	28	5	April	May
		EXIT	5,005.45									
		ENTRY	5,005.45									
		EXIT	5,084.05									

NSE TOP 10 STOCK FUTURES RECOMMENDATION													23-Apr-08
MODE	DATE	LEVEL	SCRIP	RK-TRADE	RK-BUY	RK-SELL	EXPIRY	LTP	LE	LX	SE	SX	
Down	22-Apr-08	2,511.00	RELIANCE	1	4	-	24-Apr-08	2,576.95	2,628.85	2,571.25	-	2,628.85	
Down	23-Apr-08	1,405.05	RELIANCE CAPIT	2	7	-	24-Apr-08	1,406.00	1,465.05	1,396.60	-	1,465.05	
Side	23-Apr-08	787.25	TISCO	3	3	5	24-Apr-08	788.00	801.65	753.95	753.95	801.65	
Up	15-Apr-08	1,470.05	INFOSYS	4	-	4	24-Apr-08	1,652.00	-	1,591.15	1,591.15	1,652.80	
Side	22-Apr-08	1,367.85	REL	5	1	2	24-Apr-08	1,345.60	1,359.75	1,318.95	1,318.95	1,359.75	
Down	23-Apr-08	854.95	ICICIBANK	6	5	-	24-Apr-08	868.00	887.05	842.15	-	887.05	
Up	22-Apr-08	1,815.05	BHEL	7	-	1	24-Apr-08	1,825.20	-	1,790.95	1,790.95	1,895.05	
Down	23-Apr-08	1,728.05	SBI	8	6	-	24-Apr-08	1,697.60	1,744.95	1,680.05	-	1,744.95	
Up	15-Apr-08	188.70	NTPC	9	-	3	24-Apr-08	196.10	-	191.40	191.40	199.35	
Down	22-Apr-08	957.45	TCS	10	2	-	24-Apr-08	893.75	906.05	880.30	-	906.05	

NSE TOP 10 STOCK CASH RECOMMENDATION													23-Apr-08
MODE	DATE	LEVEL	SCRIP	RK-TRADE	RK-BUY	RK-SELL	EXPIRY	LTP	LE	LX	SE	SX	
Up	8-Apr-08	1,237.75	RELIANCE CAPIT	1	-	8	-	1,405.50	-	1,295.55	1,295.55	1,466.20	
Up	10-Apr-08	2,431.85	RELIANCE	2	-	1	-	2,577.60	-	2,534.45	2,534.45	2,632.05	
Up	22-Apr-08	1,824.05	BHEL	3	-	4	-	1,827.35	-	1,790.95	1,790.95	1,899.75	
Up	15-Apr-08	1,480.05	INFOSYS	4	-	6	-	1,647.95	-	1,597.05	1,597.05	1,653.15	
Side	23-Apr-08	890.05	ICICIBANK	5	2	5	-	864.75	894.75	845.00	845.00	894.75	
Up	10-Apr-08	1,189.05	REL	6	-	3	-	1,345.65	-	1,319.95	1,319.95	1,358.05	
Down	22-Apr-08	300.65	SUZLON	7	3	-	-	286.20	300.05	284.05	-	300.05	
Up	16-Apr-08	162.50	SAIL	8	-	2	-	173.80	-	170.70	170.70	184.05	
Down	22-Apr-08	2,452.40	HDFC	9	1	-	-	2,563.40	2,594.05	2,509.95	-	2,594.05	
Up	9-Apr-08	680.55	TISCO	10	-	7	-	797.50	-	756.15	756.15	803.75	

				PREVAILING TRADING SENTIMENT		50 %		35 %				15 %							
BULLISH		BEARISH								NEUTRAL									
RK - RANK				LE - LONG ENTRY				LX - LONG EXIT				SE - SHORT ENTRY				SX - SHORT EXIT			