




NIFTY INDEX FUTURES RECOMMENDATION				Day's Best Futures INFOSYS		Day's Best Cash RELIANCE		
PREVAILING TREND	Up	SINCE		1738.05	1850	BUY ABOVE	2675.05	
		DATE	LEVEL					1800
LTP	MAY	04/25/2008	5,075.65	1750	1700	2700	2650	
		5,217.40	JUN 5220.00	1650	1600	2600	2550	
TODAY'S LEVEL		ENTRY	-	1550	1500	2500	2450	
		EXIT	5,090.20	5	21	28	5	12
		ENTRY	5,090.20					
		EXIT	5,237.95					

NSE TOP 10 STOCK FUTURES RECOMMENDATION 29-Apr-08												
MODE	DATE	LEVEL	SCRIP	RK-TRADE	RK-BUY	RK-SELL	EXPIRY	LTP	LE	LX	SE	SX
Up	25-Apr-08	2,604.75	RELIANCE	1	-	2	29-May-08	2,658.00	-	2,589.95	2,589.95	2,679.05
Up	25-Apr-08	1,436.05	RELIANCE CAPIT	2	-	7	29-May-08	1,510.00	-	1,442.95	1,442.95	1,533.65
Side	29-Apr-08	1,676.85	INFOSYS	3	1	9	29-May-08	1,735.00	1,738.05	1,621.30	1,621.30	1,738.05
Up	25-Apr-08	1,364.05	REL	4	-	5	29-May-08	1,436.65	-	1,380.85	1,380.85	1,463.80
Side	29-Apr-08	1,889.05	BHEL	5	2	3	29-May-08	1,896.55	1,926.65	1,836.30	1,836.30	1,926.65
Up	25-Apr-08	795.05	TISCO	6	-	4	29-May-08	808.90	-	779.95	779.95	821.05
Up	25-Apr-08	884.95	ICICIBANK	7	-	1	29-May-08	908.00	-	895.90	895.90	929.05
Up	25-Apr-08	1,715.05	SBI	8	-	6	29-May-08	1,809.00	-	1,737.70	1,737.70	1,819.85
Up	29-Apr-08	450.60	SATYAM	9	-	10	29-May-08	479.50	-	441.05	441.05	484.75
Up	29-Apr-08	899.05	TCS	10	-	8	29-May-08	916.00	-	874.45	874.45	934.65

NSE TOP 10 STOCK CASH RECOMMENDATION 29-Apr-08												
MODE	DATE	LEVEL	SCRIP	RK-TRADE	RK-BUY	RK-SELL	EXPIRY	LTP	LE	LX	SE	SX
Side	29-Apr-08	2,645.05	RELIANCE	1	1	3	-	2,659.95	2,675.05	2,579.95	2,579.95	2,675.05
Side	29-Apr-08	1,885.05	BHEL	2	4	2	-	1,883.00	1,912.75	1,838.00	1,838.00	1,912.75
Up	8-Apr-08	1,237.75	RELIANCE CAPIT	3	-	4	-	1,506.55	-	1,453.95	1,453.95	1,520.05
Side	29-Apr-08	1,700.05	INFOSYS	4	3	6	-	1,749.55	1,762.00	1,641.05	1,641.05	1,762.00
Down	29-Apr-08	880.00	ICICIBANK	5	5	-	-	900.20	925.05	879.95	-	925.05
Up	25-Apr-08	1,365.05	REL	6	-	5	-	1,439.65	-	1,372.50	1,372.50	1,458.05
Up	16-Apr-08	162.50	SAIL	7	-	1	-	179.30	-	175.10	175.10	181.00
Up	29-Apr-08	448.85	SATYAM	8	-	8	-	479.30	-	439.35	439.35	486.05
Down	29-Apr-08	276.00	SUZLON	9	2	-	-	286.60	288.30	273.45	-	288.30
Up	24-Apr-08	2,594.05	HDFC	10	-	7	-	2,888.80	-	2,677.95	2,677.95	2,915.05

		PREVAILING TRADING SENTIMENT		65 %		BEARISH 10 %		NEUTRAL 25%	
<input type="radio"/> BULLISH		<input checked="" type="radio"/>		<input type="radio"/>		<input type="radio"/>		<input type="radio"/>	
RK - RANK		LE - LONG ENTRY		LX - LONG EXIT		SE - SHORT ENTRY		SX - SHORT EXIT	