




NIFTY INDEX FUTURES RECOMMENDATION					Day's Best Futures RELIANCE					Day's Best Cash RELIANCE						
PREVAILING TREND	Up	SINCE			2615.95	2700	2650	2600	2550	SELL BELOW	2606.55	2750	2700	2650	2600	2550
		DATE	LEVEL													
LTP	MAY	04/25/2008	5,075.65		5	21	28	5	12	5	21	28	5	12		
TODAY'S LEVEL		ENTRY	-		May											
		EXIT	5,120.80													
		ENTRY	5,120.80													
		EXIT	5,246.75													

NSE TOP 10 STOCK FUTURES RECOMMENDATION													30-Apr-08
MODE	DATE	LEVEL	SCRIP	RK-TRADE	RK-BUY	RK-SELL	EXPIRY	LTP	LE	LX	SE	SX	
Up	25-Apr-08	2,604.75	RELIANCE	1	-	1	29-May-08	2,619.90	-	2,615.95	2,615.95	2,678.85	
Up	25-Apr-08	1,436.05	RELIANCE CAPIT	2	-	3	29-May-08	1,506.00	-	1,491.30	1,491.30	1,534.45	
Up	30-Apr-08	1,740.00	INFOSYS	3	-	6	29-May-08	1,733.50	-	1,705.55	1,705.55	1,789.90	
Up	25-Apr-08	1,364.05	REL	4	-	8	29-May-08	1,429.75	-	1,380.85	1,380.85	1,452.85	
Up	30-Apr-08	1,926.65	BHEL	5	-	2	29-May-08	1,907.80	-	1,892.50	1,892.50	1,929.95	
Up	25-Apr-08	795.05	TISCO	6	-	7	29-May-08	813.05	-	797.95	797.95	820.45	
Down	30-Apr-08	895.90	ICICIBANK	7	2	-	29-May-08	886.55	914.05	875.20	-	914.05	
Up	25-Apr-08	1,715.05	SBI	8	-	4	29-May-08	1,794.00	-	1,765.95	1,765.95	1,827.20	
Up	29-Apr-08	450.60	SATYAM	9	-	5	29-May-08	475.00	-	467.45	467.45	497.95	
Down	30-Apr-08	475.85	RANBAXY	10	1	-	29-May-08	477.00	486.15	474.05	-	486.15	

NSE TOP 10 STOCK CASH RECOMMENDATION													30-Apr-08
MODE	DATE	LEVEL	SCRIP	RK-TRADE	RK-BUY	RK-SELL	EXPIRY	LTP	LE	LX	SE	SX	
Up	30-Apr-08	1,912.75	BHEL	1	-	2	-	1,902.15	-	1,880.05	1,880.05	1,923.05	
Side	29-Apr-08	2,645.05	RELIANCE	2	1	1	-	2,614.50	2,675.05	2,606.55	2,606.55	2,675.05	
Up	30-Apr-08	1,762.00	INFOSYS	3	-	5	-	1,753.10	-	1,725.50	1,725.50	1,810.05	
Down	29-Apr-08	880.00	ICICIBANK	4	2	-	-	879.60	920.00	871.95	-	920.00	
Up	8-Apr-08	1,237.75	RELIANCE CAPIT	5	-	4	-	1,508.65	-	1,486.60	1,486.60	1,529.50	
Up	25-Apr-08	1,365.05	REL	6	-	8	-	1,430.55	-	1,375.85	1,375.85	1,464.75	
Up	16-Apr-08	162.50	SAIL	7	-	7	-	184.95	-	178.30	178.30	186.65	
Up	29-Apr-08	448.85	SATYAM	8	-	6	-	482.65	-	467.60	467.60	498.85	
Up	30-Apr-08	288.30	SUZLON	9	-	3	-	287.20	-	283.45	283.45	292.55	
Up	24-Apr-08	2,594.05	HDFC	10	-	9	-	2,800.00	-	2,677.95	2,677.95	2,900.20	

		<input checked="" type="radio"/> BULLISH 80 %		<input type="radio"/> BEARISH 15 %		<input type="radio"/> NEUTRAL 5%			
RK - RANK		LE - LONG ENTRY		LX - LONG EXIT		SE - SHORT ENTRY		SX - SHORT EXIT	